

### Overview


### HP Z6 G4 Workstation



#### Front view

1. Integrated Front Handle
2. Front I/O module options
  - Premium (optional, shown here): power button, 2 USB 3.1 G1 Type-A, 2 USB 3.1 G2 Type-C™ (Left-most Type A port has charging capability), Headset/Mic, Media Card Reader (optional).
  - Standard: power button, 4 USB 3.1 G1 Type-A (left-most Type A port has charging capability), Headset/Mic, Media Card Reader (optional).
3. 2 x 5.25" external bays
4. 1 Slim ODD bay


### Overview



### Internal view

- |   |                                       |
|---|---------------------------------------|
| 5. Power supply: 1000W 90% efficient with 2 graphics power adapters                                 | 10. 6 x 6Gb/s SATA ports              |
| 6. 6 DIMM slots: DDR4-2666 Registered RAM   | 11. 2 PCIe G3 x4 M.2 for SSDs         |
| 7. Intel® Xeon® processor Scalable family   | 12. 2 x 2.5"/3.5" internal drive bays |
| 8. 2 <sup>nd</sup> CPU & memory riser connector: adds 2 <sup>nd</sup> CPU socket and (6) DIMM slots | 13. 2 x 5.25" external drive bays     |
| 9. PCIe slots: 2 PCIe G3 x16, 3 PCIe G3 x4, 1 PCIe G3 x8  |                                       |

### Overview



### Rear view

- |     |   |     |   |
|-----|---|-----|---|
| 14. | Rear handle   | 18. | HP Dual Port 10GBase-T NIC module slot (optional) |
| 15. | Padlock loop  | 19. | Side panel barrel keylock (optional)              |
| 16. | Rear power button   | 20. | Kensington lock slot                              |
| 17. | Rear I/O (top to bottom):<br>audio in/out, keyboard/mouse PS/2,<br>6 USB 3.1 G1 Type-A,<br>2 x 1GbE LAN ports |     |   |

### Overview

## Overview

### Form Factor Operating Systems

Minitower

Preinstalled:

- Windows 10 Pro 64 for Workstations
- Windows 10 Downgrade to Windows 7
- HP Linux-ready (minimal OS ready for customer OS installation)
- Red Hat® Enterprise Linux® Desktop Workstation (Paper license with 1 year support; no preinstalled OS)

Supported:

- Windows 7 Professional 64-bit (downgrade media available by request from HP Support)\*
- Red Hat Enterprise Linux Desktop 7.4
- SUSE Linux Enterprise Desktop 12 SP3
- Ubuntu 16.04 LTS

**Notes:** For detailed Linux® OS/hardware support information, see:  
[http://www.hp.com/support/linux\\_hardware\\_matrix](http://www.hp.com/support/linux_hardware_matrix)

\*Windows 10 is preinstalled. Windows 7 media is only available upon request from HP Customer Support. You may only use one version of the Windows software at a time. Switching between versions will require you to uninstall one version and install the other version.

For detailed Windows 7 OS hardware support information see  
<http://h10032.www1.hp.com/ctg/Manual/c05857891.pdf>.

### Available Processors

Name	Cores	Clock Speed (GHz)	Cache (MB)	Memory Speed (MT/s)	Hyper-Threading	Featuring Intel® vPro™ Technology	Intel® Turbo Boost Technology <sup>1</sup>	TDP (W)
Intel® Xeon® Platinum 8180 processor	28	2.5	38.50	2666	YES	YES	3.2, 3.8	205
Intel® Xeon® Platinum 8160 processor	24	2.1	33.00	2666	YES	YES	2.8, 3.7	150
Intel® Xeon® Gold 6152 processor	22	2.1	30.25	2666	YES	YES	2.8, 3.7	140
Intel® Xeon® Gold 6154 processor	18	3.0	24.75	2666	YES	YES	3.7, 3.7	200
Intel® Xeon® Gold 6148 processor	20	2.4	27.50	2666	YES	YES	3.1, 3.7	150
Intel® Xeon® Gold 6146 processor	12	3.2GHz	24.75	2666	YES	YES	YES	165
Intel® Xeon® Gold 6144 processor	8	3.5GHz	24.75	2666	YES	YES	YES	150
Intel® Xeon® Gold 6142 processor	16	2.6	22.00	2666	YES	YES	3.3, 3.7	150
Intel® Xeon® Gold 6140 processor	18	2.3	24.75	2666	YES	YES	3.0, 3.7	140
Intel® Xeon® Gold 6138 processor	20	2.0	27.5	2666	YES	YES	YES	125
Intel® Xeon® Gold 6136 processor	12	3.0	24.75	2666	YES	YES	3.6, 3.7	150
Intel® Xeon® Gold 6134 processor	8	3.2	24.75	2666	YES	YES	3.7, 3.7	130

### Overview

Intel® Xeon® Gold 6132 processor	14	2.6	19.25	2666	YES	YES	3.3, 3.7	140
Intel® Xeon® Gold 6130 processor	16	2.1	22.00	2666	YES	YES	2.8, 3.7	125
Intel® Xeon® Gold 6128 processor	6	3.4	19.25	2666	YES	YES	3.7, 3.7	115
Intel® Xeon® Gold 5120 processor	14	2.2	19.25	2400	YES	YES	2.6, 3.2	105
Intel® Xeon® Gold 5118 processor	12	2.3	16.50	2400	YES	YES	2.7, 3.2	105
Intel® Xeon® Gold 5115 processor	10	2.4	13.75	2400	YES	YES	YES	85
Intel® Xeon® Gold 5122 processor	4	3.6	16.50	2666	YES	YES	3.7, 3.7	105
Intel® Xeon® Silver 4116 processor	12	2.1	16.50	2400	YES	YES	2.4, 3.0	85
Intel® Xeon® Silver 4114 processor	10	2.2	13.75	2400	YES	YES	2.5, 3.0	85
Intel® Xeon® Silver 4112 processor	4	2.6	8.25	2400	YES	YES	2.9, 3.0	85
Intel® Xeon® Silver 4110 processor	8	2.1GHz	11.00	2400	YES	YES	YES	85
Intel® Xeon® Silver 4108 processor	8	1.8	11.00	2400	YES	YES	2.1, 3.0	85
Intel® Xeon® Bronze 3106 processor	8	1.7	11.00	2133	NO	YES	N/A	85
Intel® Xeon® Bronze 3104 processor	6	1.7	8.25	2133	NO	YES	N/A	85

<sup>1</sup>The specifications shown in this column represent the following: (all core maximum turbo frequency, one core maximum turbo frequency). Processors that do not have turbo functionality are denoted as N/A.

### Available Processors

#### Disclaimers

Multicore is designed to improve performance of certain software products. Not all customers or software applications will necessarily benefit from use of this technology. Performance and clock frequency will vary depending on application workload and your hardware and software configurations. Intel's numbering, branding and/or naming is not a measurement of higher performance.

#### Color

Black

#### Convertibility

No

#### Expansion Slots (see system board section for more details)

##### Slot 0:

Mechanical-only, for use with devices that require only rear bulkhead mounting or when 2<sup>nd</sup> CPU riser is installed

##### Slot 1:

PCI Express Gen3 x4 - CPU with open-ended connector\*

##### Slot 2:

PCI Express Gen3 x16 - CPU

### Overview

**Slot 3:**

PCI Express Gen3 x4 - PCH with open-ended connector\*

**Slot 4:**

PCI Express Gen3 x8 – CPU with open-ended connector (slot converts to x4 electrical when SSD is installed in 2nd M.2 slot)\*

**Slot 5:**

PCI Express Gen3 x16 - CPU

**Slot 6:**

PCI Express Gen3 x4 - PCH with open-ended connector\*

**M.2 Slot 1:**

M.2 PCIe Gen 3 x4 - CPU up to 80mm storage devices

**M.2 Slot 2:**

M.2 PCIe Gen 3 x4 - CPU up to 80mm storage devices

\* Open-ended connector allows a greater bandwidth (e.g. x16) card to be installed physically into a lower bandwidth connector/slot.

**Expansion Bays (see storage section for more details)**

2 internal 3.5" bays (with acoustic dampening rail assemblies pre-installed)

2 external 5.25" bays

- 3rd and 4th 3.5" HDD each occupy one external bay
- 3rd and 4th 2.5" HDD/SSD occupy a single external bay within a 2:1 carrier

1 dedicated 9.5mm slim optical disk drive bay

**Front I/O**

- Base: Power button, 1 Headset audio port, 4 USB 3.1 G1 Type A (1 charging)
- Premium (optional): Power button, 1 Headset audio port, 2 USB 3.1 G2 Type C™, 2 USB 3.1 G1 Type A (1 charging)
- Optional: SD reader

**Internal I/O**

1 USB 3.1 G1 (aka USB 3.0) single-port header, 1 USB 2.0 single-port header and 1 USB 2.0 dual-port header

**Rear I/O**

6 USB 3.1 G1 (aka USB 3.0) Type A ports, 2 1Gbe LAN ports (1x supporting Intel® AMT), Audio: 1 Line out, 1 Line in (Line in can be retasked as microphone), 1 PS/2 mouse port, 1 PS/2 keyboard port, 1 Rear power button  
Optional: 1 serial port (cable up to rear bulkhead)

**Interfaces Supported**

SD card reader (optional)  
6-channel SATA interface (6 @ 6.0 Gb/s)  
6 channels are eSATA configurable for use with eSATA CTO/AMO Kit (No hot plug / hot swap supported)  
USB 2.0, USB 3.1 G1 (aka USB 3.0), USB 3.1 G2 (optional)

**On-board RAID Support**

SATA RAID 0 Striped Array Configuration  
SATA RAID 1 Mirrored Array Configuration  
SATA RAID 10 Striped/Mirrored Configuration

**Chassis Dimensions (H x W x D)**

H: 17.5" (445mm)  
W: 6.65" (169mm)  
D: 18.3" (465mm)

### Overview

<b>Packaged Dimensions</b>	H: 24" (610mm) W: 12.3" (313mm) D: 23.3" (593mm)
<b>Rack Dimensions</b>	4U
<b>Weight</b>	Exact weights depend upon configuration (System weight only). Minimum: 13.1 kg (29 lbs.) Standard: 13.6 kg (30.1 lbs.) Maximum: 23.9 kg (52.7 lbs.)
<b>Temperature</b>	Operating: 5° to 35°C (40° to 95°F) Non-operating: -40° to 60°C (-40° to 140°F)  <b>Note:</b> Above 1524 m (5,000 feet) altitude, maximum operating temperature is reduced by 1° C (1.8° F) per 305 m (1,000 feet) elevation increase
<b>Humidity</b>	Operating: 10% to 85% relative humidity, non-condensing, 35° C maximum wet bulb Non-operating: 10% to 90% relative humidity, non-condensing, 35° C maximum wet bulb
<b>Maximum Altitude (non-pressurized)</b>	Operating: 3,048m (10,000ft) Non-operating: 9,144m (30,000ft)  <b>Note:</b> Above 1524 m (5,000 feet) altitude, maximum operating temperature is reduced by 1° C (1.8° F) per 305 m (1,000 feet) elevation increase
<b>Power Supply</b>	1000 watts wide-ranging, active Power Factor Correction, 90% Efficient, with 2X 6-pin graphics power cables (graphics power cables are 6/8-pin convertible)  The Z6 G4 1000W power supply efficiency report can be found at this link: <a href="https://plugloadsolutions.com/psu_reports/HP_D15-1K0P1A_1000W_ECOS%204838_Report.pdf">https://plugloadsolutions.com/psu_reports/HP_D15-1K0P1A_1000W_ECOS%204838_Report.pdf</a>
<b>Workstation ISV Certifications</b>	See the latest list of certifications at <a href="http://www8.hp.com/us/en/campaigns/workstations/industries-and-partners.html">http://www8.hp.com/us/en/campaigns/workstations/industries-and-partners.html</a>

---

### Supported Components

#### Processors

	Factory Configured	Option Kit	Option Kit Part Number	Support Notes
<b>Intel® Xeon® Scalable CPU</b>				
Intel® Xeon® Platinum 8180 processor	Y	N	2DL53AV	
Intel® Xeon® Platinum 8160 processor	Y	Y	2DL51AV	
Intel® Xeon® Gold 6152 processor	Y	Y	2DL48AV	
Intel® Xeon® Gold 6154 processor	Y	N	2DL50AV	
Intel® Xeon® Gold 6148 processor	Y	Y	2DL46AV	
Intel® Xeon® Gold 6146 processor	Y	Y	2SQ66AV	
Intel® Xeon® Gold 6144 processor	Y	Y	2SQ65AV	
Intel® Xeon® Gold 6142 processor	Y	Y	2DL44AV	
Intel® Xeon® Gold 6140 processor	Y	Y	2DL42AV	
Intel® Xeon® Gold 6138 processor	Y	Y	3JN82AV	
Intel® Xeon® Gold 6136 processor	Y	Y	2DL40AV	
Intel® Xeon® Gold 6134 processor	Y	Y	2DL38AV	
Intel® Xeon® Gold 6132 processor	Y	Y	2DL36AV	
Intel® Xeon® Gold 6130 processor	Y	Y	2DL34AV	
Intel® Xeon® Gold 6128 processor	Y	Y	2DL32AV	
Intel® Xeon® Gold 5120 processor	Y	Y	2DL28AV	
Intel® Xeon® Gold 5118 processor	Y	Y	2DL26AV	
Intel® Xeon® Gold 5115 processor	Y	Y	4NA01AV	
Intel® Xeon® Gold 5122 processor	Y	Y	2DL30AV	
Intel® Xeon® Silver 4116 processor	Y	Y	2DL24AV	
Intel® Xeon® Silver 4114 processor	Y	Y	2DL22AV	
Intel® Xeon® Silver 4112 processor	Y	Y	2DL20AV	
Intel® Xeon® Silver 4110 processor	Y	Y	3JN81AV	
Intel® Xeon® Silver 4108 processor	Y	Y	2DL18AV	
Intel® Xeon® Bronze 3106 processor	Y	Y	2DL16AV	
Intel® Xeon® Bronze 3104 processor	Y	Y	2DL14AV	

\*Multi-Core is designed to improve performance of certain software products. Not all customers or software applications will necessarily benefit from use of this technology. 64-bit computing system required. Performance will vary depending on your hardware and software configurations. Intel's numbering, branding and/or naming is not a measurement of higher performance.

#### Monitors / Displays

	Factory Configured	Option Kit	Option Kit Part Number	Support Notes
HP Z Display Z22n G2		Y	1JS05AA	
HP Z Display Z23n G2		Y	1JS06AA	
HP Z Display Z24i G2		Y	1JS08AA	
HP Z Display Z24n G2		Y	1JS09AA	
HP Z Display Z24nf G2		Y	1JS07AA	
HP Z Display Z27n G2		Y	1JS10AA	



### Supported Components

HP Z Display Z27s (4K display)	Y	J3G07AA
Supported by all operating systems available from HP		
Screen size measured diagonally		

### Storage / Hard Drives

#### SAS Hard Drives

SAS Hard Drives for HP Workstations	Factory Configured	Option Kit	Option Kit Part Number	Support Notes
HP 300GB 15k SAS SFF	Y	Y	L5B74AA	
<b>NOTE:</b> SAS controller add-in card required				

#### SATA Hard Drives

SATA (Serial ATA) Hard Drives for HP Workstations	Factory Configured	Option Kit	Option Kit Part Number	Support Notes
500GB SATA 7200RPM 6Gb/s 3.5" HDD	Y	Y	LQ036AA	
500GB SATA 7200RPM 6Gb/s OPAL2 SFF 3.5" HDD	Y	Y	D8N29AA	
1TB SATA 7200RPM 3.5" HDD	Y	Y	LQ037AA	
1TB SATA 7200RPM Ent 3.5" HDD	Y	Y	WOR10AA	
2TB SATA 7200RPM HDD	Y	Y	QB576AA	
4TB SATA 7200RPM Ent 3.5" HDD	Y	Y	K4T76AA	

**NOTES:**

Up to (4) 3.5-inch 7200 rpm SATA drives: 500 GB, 1.0, 2.0, 4.0 TB; maximum system HDD storage: 16.0TB

### Supported Components

#### SATA Solid State Drives

	Factory Configured	Option Kit	Option Kit Part Number	Support Notes
<b>HP Solid State Drives (SSDs) for Workstations</b>				
HP 256GB SATA SSD	Y	Y	A3D26AA	
HP 512GB SATA SSD	Y	Y	D8F30AA	
HP 1TB SATA SSD	Y	Y	F3C96AA	
HP 2TB SATA SSD	Y	Y	Y6P08AA	
HP 256GB SATA SED OPAL2 SSD	Y	Y	G7U67AA	
HP 512GB SATA SED OPAL2 SSD	Y	Y	N8T26AA	
HP 240GB SATA Enterprise SSD	Y	Y	T3U07AA	
HP 480GB SATA Enterprise SSD	Y	Y	T3U08AA	

#### PCIe Solid State Drives

	Factory Configured	Option Kit	Option Kit Part Number	Support Notes
<b>PCIe SSDs for HP Workstations</b>				
HP Z Turbo Drive 256GB MLC Z4/Z6 G4 SSD Kit	Y	Y	1PD56AA	
HP Z Turbo Drive 512GB MLC Z4/Z6 G4 SSD Kit	Y	Y	1PD57AA/AT	
HP Z Turbo Drive 1TB MLC Z4/Z6 G4 SSD Kit	Y	Y	1PD58AA	
HP Z Turbo Drive 256GB TLC Z4/Z6 G4 SSD Kit	Y	Y	1PD59AA/AT	
HP Z Turbo Drive 512GB TLC Z4/Z6 G4 SSD Kit	Y	Y	1PD60AA	
HP Z Turbo Drive 1TB TLC Z4/Z6 G4 SSD Kit	Y	Y	1PD61AA	
HP Z Turbo Drive 256GB Z4/Z6 G4 SED Kit	Y	Y	2SA31AA	
HP Z Turbo Drive 512GB Z4/Z6 G4 SED Kit	Y	Y	2SA32AA	
<b>HP Z Turbo Drive Quad Pro</b>				
HP Z Turbo Drive Quad Pro 2x256GB PCIe SSD	Y	Y	N2M98AA	1
HP Z Turbo Drive Quad Pro 2x512GB PCIe SSD	Y	Y	N2M99AA	1
HP Z Turbo Drive Quad Pro 2x1TB PCIe SSD	Y	Y	T9H99AA	1
HP Z Turbo Drive Quad Pro 256GB SSD module	N	Y	N2N00AA	2
HP Z Turbo Drive Quad Pro 512GB SSD module	N	Y	N2N01AA	2
HP Z Turbo Drive Quad Pro 1TB SSD module	N	Y	T9J00AA	2

**Note 1:** Dual M.2 SSD modules plus carrier

**Note 2:** M.2 SSD module only, designed to be installed into Quad Pro carrier

#### Hard Drive Controllers

	Factory Configured	Option Kit	Option Kit Part Number	Support Notes
<b>SAS Controller</b>				
MicroSemi SmartHBA2100-4i4e SAS Controller	Y	Y	1FV90AA	
Microsemi 3152-8i SAS ROC RAID Controller	Y	Y	1FV89AA	

### Supported Components

#### Graphics

	Factory Configured	Option Kit	Option Kit Part Number	Support Notes	Supported # of cards
<b>Graphics Cable Adapters</b>					
HP DisplayPort to VGA Adapter	Y	Y	AS615AA		
HP DisplayPort to HDMI Adapter	Y	Y	K2K92AA		
HP DisplayPort to Dual Link DVI Adapter	Y	Y	NR078AA		1
HP DisplayPort to DVI-D Adapter	Y	Y	FH973AA		1
HP DisplayPort to DVI-D Adapter (2-pack)	Y	N			1
HP DisplayPort to DVI-D Adapter (4-pack)	Y	N			1
HP DisplayPort to DVI-D Adapter (6-pack)	Y	N			1
NVIDIA® SLI 3-slot Graphics Connector	Y	Y	2YY85AA		1
<b>Entry 3D</b>					
NVIDIA® Quadro® P400 1 <sup>st</sup> GFX 2GB Graphics	Y	Y	1ME43AA/AT		2
NVIDIA® Quadro® P600 1 <sup>st</sup> GFX 2GB Graphics	Y	Y	1ME42AA/AT		2
AMD FirePro™ W2100 2GB Graphics	Y	Y	J3G91AA/AT		2
<b>Mid-range 3D</b>					
NVIDIA® Quadro® P1000 1 <sup>st</sup> GFX 4GB Graphics	Y	Y	1ME01AA/AT		2
NVIDIA® Quadro® P2000 1 <sup>st</sup> GFX 5GB Graphics	Y	Y	1ME41AA/AT		2
AMD Radeon™ Pro WX 3100 4GB Graphics	Y	Y	2TF08AA		2
AMD Radeon™ Pro WX 4100 4GB Graphics	N	Y	Z0B15AA/AT		2
<b>High End 3D</b>					
NVIDIA® Quadro® P4000 1 <sup>st</sup> GFX 8GB Graphics	Y	Y	1ME40AA/AT		2
NVIDIA® Quadro® P5000 1 <sup>st</sup> GFX 16GB Graphics	Y	Y	Z0B13AA/AT		2
NVIDIA® Quadro® P6000 1 <sup>st</sup> GFX 24GB Graphics	Y	Y	Z0B12AA/AT		1
AMD Radeon™ Pro WX 7100 1 <sup>st</sup> GFX 8GB Graphics	Y	Y	Z0B14AA/AT		2

**NOTE:** NVIDIA® Quadro® GP100 and AMD Radeon™ Pro WX 9100 support available the first half of 2018

Memory	CTO	Factory Configured	Option Kit	Option Kit Part Number	Support Notes
<b>DDR4-2666 ECC Registered DIMMs</b>					
	8GB (1x8GB) DDR4-2666 ECC Reg 1CPU Memory	Y	Y	1XD84AA/AT	
	16GB (2x8GB) DDR4-2666 ECC Reg 1CPU Memory	Y			
	24GB (3x8GB) DDR4-2666 ECC Reg 1CPU Memory	Y			
	32GB (4x8GB) DDR4-2666 ECC Reg 1CPU Memory	Y			
	48GB (6x8GB) DDR4-2666 ECC Reg 1CPU Memory	Y			
	16GB (1x16GB) DDR4-2666 ECC Reg 1CPU Memory	N	Y	1XD85AA/AT	
	32GB (2x16GB) DDR4-2666 ECC Reg 1CPU Memory	Y			
	48GB (3x16GB) DDR4-2666 ECC Reg 1CPU Memory	Y			
	64GB (4x16GB) DDR4-2666 ECC Reg 1CPU Memory	Y			
	96GB (6x16GB) DDR4-2666 ECC Reg 1CPU Memory	Y			

### Supported Components

32GB (1x32GB) DDR4-2666 ECC Reg 1CPU Memory	N	Y	1XD86AA/AT
64GB (2x32GB) DDR4-2666 ECC Reg 1CPU Memory	Y		
96GB (3x32GB) DDR4-2666 ECC Reg 1CPU Memory	Y		
128GB (4x32GB) DDR4-2666 ECC Reg 1CPU Memory	Y		
192GB (6x32GB) DDR4-2666 ECC Reg 1CPU Memory	Y		
32GB (4x8GB) DDR4-2666 ECC Reg 2CPU Memory	Y		
48GB (6x8GB) DDR4-2666 ECC Reg 2CPU Memory	Y		
64GB (8x8GB) DDR4-2666 ECC Reg 2CPU Memory	Y		
96GB (12x8GB) DDR4-2666 ECC Reg 2CPU Memory	Y		
64GB (4x16GB) DDR4-2666 ECC Reg 2CPU Memory	Y		
96GB (6x16GB) DDR4-2666 ECC Reg 2CPU Memory	Y		
128GB (8x16GB) DDR4-2666 ECC Reg 2CPU Memory	Y		
192GB (12x16GB) DDR4-2666 ECC Reg 2CPU Memory	Y		
128GB (4x32GB) DDR4-2666 ECC Reg 2CPU Memory	Y		
192GB (6x32GB) DDR4-2666 ECC Reg 2CPU Memory	Y		
256GB (8x32GB) DDR4-2666 ECC Reg 2CPU Memory	Y		
384GB (12x32GB) DDR4-2666 ECC Reg 2CPU Memory	Y		

#### NOTES:

For details on the supported memory configurations on the HP Z6 G4 Workstation, please refer to the System Technical Specifications - System Board section of this document.

Each processor supports up to 6 channels of DDR4 memory. To realize full performance at least 1 DIMM must be inserted into each channel.

With single-processor configurations, 6 DIMM slots are available. 6 additional DIMM slots are available with the 2nd CPU & Memory Module.

The CPUs determine the speed at which the memory is clocked. If a 2400MT/s capable CPU is used in the system, the maximum speed the memory will run at is 2400MT/s, regardless of the specified speed of the memory.

ONLY registered DDR4 DIMMs are supported.  
DDR3 DIMMs ARE NOT SUPPORTED.

**NOTE 2:** Z6 G4 configurations that include a 2<sup>nd</sup> CPU require the HP Z6 Memory Cooling Solution, which is available both CTO (2JA81AV) and AMO (2HW44AA). Z6 G4 configurations that include greater than 32GB total system memory require the HP Z6 Memory Cooling Solution, which is available both CTO (2JA81AV) and AMO (2HW44AA).

### Multimedia and Audio Devices

### Supported Components

#### Multimedia and Audio Devices

	Factory Configured	Option Kit	Option Kit Part Number	Support Notes
Integrated Realtek HD ALC221 Audio	Y	N		

#### Optical and Removable Storage

	Factory Configured	Option Kit	Option Kit Part Number	Support Notes
<b>HP SlimTray Optical Drives</b>				
HP 9.5mm Slim Blu Ray Disc Writer	Y	Y	K3R65AA	
HP 9.5mm Slim DVD ROM	Y	Y	K3R63AA	
HP 9.5mm Slim DVD Writer	Y	Y	K3R64AA	
<b>HP SD Card Reader</b>				
HP SD 4 Card Reader	Y	Y	Y0L99AA	

Actual speeds may vary. No support for DVD-RAM (DVD Writer). Does not permit copying of commercially available DVD movies or other copyright protected materials. Intended for creation and storage of your original material and other lawful uses. Double Layer discs can store more data than single layer discs. However, double-layer discs burned with this drive may not be compatible with many existing single-layer DVD drives and players.

With Blu-ray, certain disc, digital connection, compatibility and/or performance issues may arise, and do not constitute defects in the product. Flawless playback on all systems is not guaranteed. In order for some Blu-ray titles to play, they may require a DVI or HDMI digital connection and your display may require HDCP support. HD-DVD movies cannot be played on this workstation.

#### Networking and Communications

	Factory Configured	Option Kit	Option Kit Part Number	Support Notes
HP i350-T2 PCIe Dual Port Gigabit NIC	Y	Y	V4A91AA	
Intel® i350-T4 PCIe 4-Port Gigabit NIC	N	Y	W8X25AA	
Intel® Ethernet I210-T1 PCIe x1 Gb NIC	Y	Y	E0X95AA	
HP Dual Port 10GBase-T NIC Module	Y	Y	1QL49AA	
Intel® 8265 802.11 a/b/g/n/ac + BT PCIe WLAN	N	Y	1QL48AA	
Intel® X550-T2 10GbE Dual Port NIC	Y	Y	1QL46AA	
Intel® X710-DA2 10GbE SFP+ Dual Port NIC	Y	Y	1QL47AA	1
HP 10GbE SFP+ SR Transceiver	Y	Y	C3N53AA	

**Note 1:** Windows 7 is NOT supported

#### Racking and Physical Security

### Supported Components

#### Racking and Physical Security

	Factory Configured	Option Kit	Option Kit Part Number	Support Notes
HP Z4/Z6 Side Panel Barrel Keylock	Y	N		
HP Solenoid Lock / Hood Sensor	Y	N		
HP Z4/Z6 Depth Adjustable Fixed Rail Rack Kit	N	Y	2HW42AA	
HP Keyed Cable Lock 10mm	N	Y	T1A62AA	

#### Input Devices

	Factory Configured	Option Kit	Option Kit Part Number	Support Notes
HP Wireless Business Slim Keyboard and Mouse	Y	Y	N3R88AA	
Business Slim PS/2 Wired Keyboard	Y	Y	N3R86AA	
USB Business Slim Wired Keyboard	Y	Y	N3R87AA	
USB Premium Wired Keyboard	Y	Y	Z9N40AA	
USB Wired SmartCard CCID Keyboard	Y	Y	E6D77AA	
3Dconnexion CADMouse	Y	Y	M5C35AA	
HP Optical USB Mouse	Y	Y	QY777AA	
HP PS/2 Mouse	Y	Y	QY775AA	
HP USB Hardened Mouse	Y	Y	P1N77AA	

#### Other Hardware

	Factory Configured	Option Kit	Option Kit Part Number	Support Notes
HP ENERGY STAR® Certified Configuration	Y			
HP Z Premium Front I/O 2xUSB-A 2xUSB-C	Y	Y	1XM32AA	
HP Z6 G4 Memory Cooling Solution	Y	Y	2HW44AA	Note 1
HP Internal USB Port Kit	N	Y	EM165AA	Note 2
HP eSATA 2 port PCI Bulkhead Kit	Y	Y	GM110AA	
HP Serial Port Adapter	Y	Y	PA716A	
HP Workstation Mouse Pad	Y			

**Note 1:** Z6 G4 configurations that include a 2nd CPU require the HP Z6 Memory Cooling Solution, which is available both CTO (2JA81AV) and AMO (2HW44AA). Z6 G4 configurations that include greater than 32GB total system memory require the HP Z6 Memory Cooling Solution, which is available both CTO (2JA81AV) and AMO (2HW44AA).

**Note 2:** The HP Internal USB Port kit has a single USB 2.0 type A connector.

#### Software

	Factory Configured	Option Kit	Option Kit Part Number	Support Notes
Sobey Video Editing SW	Y	N		

### Supported Components

SW HP RGS for Z

Y

N

---

### Supported Components

#### Operating Systems

#### Support Notes

Windows 10 Pro 64

Windows 7 Professional 64-bit

Note 3, 4

Windows 10 Downgrade to Windows 7

HP Linux® Installer Kit

Note 2

Red Hat® Enterprise Linux® (RHEL) Workstation - Paper License (1yr)

Note 1

**NOTE 1:** This second OS must be ordered with the HP Linux® Installer Kit as the first OS.

**NOTE 2:** includes drivers for 64-bit OS versions of RHEL 6 & 7, SUSE Linux® Enterprise Desktop 11 and Ubuntu 14.04. For detailed Linux® OS/hardware support information, see: [http://www.hp.com/support/linux\\_hardware\\_matrix](http://www.hp.com/support/linux_hardware_matrix)

**NOTE 3:** downgrade media available by request from HP Support. For detailed Windows 7 OS hardware support information see <http://h10032.www1.hp.com/ctg/Manual/c05857891.pdf>.

**NOTE 4:** Windows 10 is preinstalled. You may only use one version of the Windows software at a time. Switching between versions will require you to uninstall one version and install the other version

---



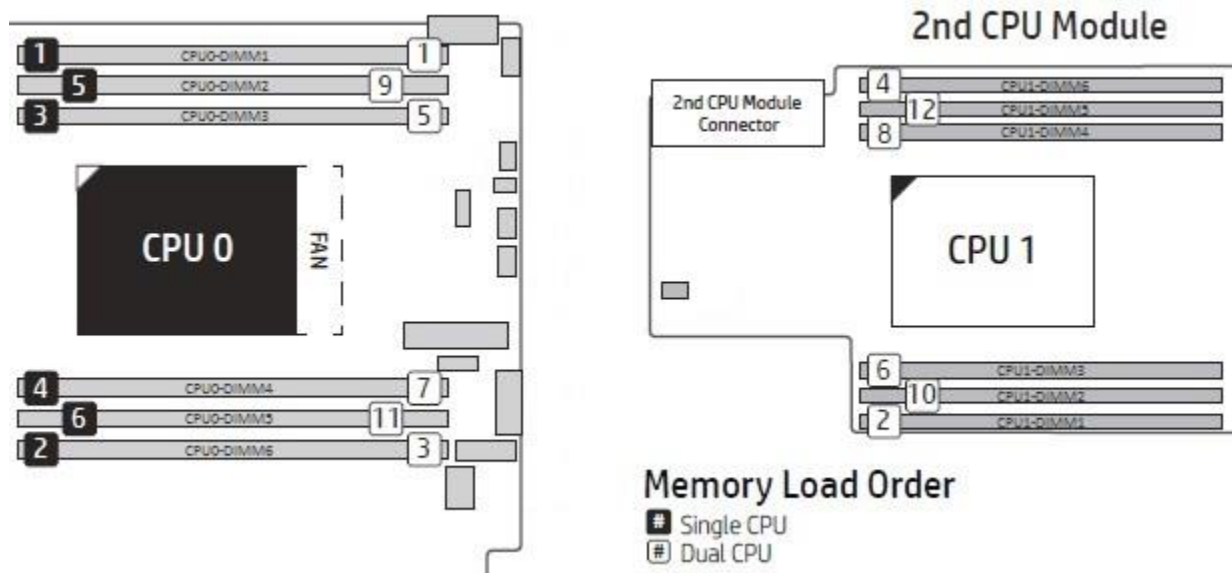
### System Technical Specifications

#### System Board

<b>System Board Form Factor</b>	Main System Board: 24 x 31 cm 9.6 x 12.2 inches
	2nd CPU/Memory Board (optional): 14.9 x 29.2 cm 5.85 x 11.50 inches
<b>Processor Socket</b>	FCLGA3647 (Socket P) 1st CPU on system board 2nd CPU on optional 2nd CPU/Memory Module
<b>CPU Bus Speed</b>	UPI: Up to 10.4GT/second, depending on processor
<b>Chipset</b>	Intel® C622 Chipset
<b>Super I/O Controller</b>	Nuvoton SIO15
<b>Memory Expansion Slots</b>	6 on system board(CPU0) + 6 on optional 2nd CPU/Memory Module(CPU1)
<b>Memory Type Supported</b>	DDR4, RDIMM (Registered), ECC: 8GB, 16GB and 32GB
<b>Memory Modes</b>	NUMA (Non-Uniform Memory Architecture), Memory Node Interleave
<b>Memory Speed Supported</b>	2133MT/s, 2400MHz and 2666MT/s

#### Memory Loading Order:

##### Load Order for Single and Dual Processor Configuration



**Maximum Memory** Supports up to 384GB with two processors.

### System Technical Specifications

- Memory Configuration (Supported)**
- Only Registered ECC DIMMs are supported.
  - Do not install memory modules into memory slots if corresponding processor is not installed.
  - Dual processor configurations with memory modules installed for only one processor is not supported.

**Notes** For systems installed with Microsoft Windows 7 (Ultimate, Enterprise or Pro), the maximum accessible system memory is 192GB

**PCI Express Connectors Slot 0:**  
Mechanical-only, for use with devices that require only rear bulkhead mounting or when 2<sup>nd</sup> CPU riser is installed

**Slot 1:**  
PCI Express Gen3 x4 - CPU with open-ended connector\*

**Slot 2:**  
PCI Express Gen3 x16 - CPU

**Slot 3:**  
PCI Express Gen3 x4 - PCH with open-ended connector\*

**Slot 4:**  
PCI Express Gen3 x8 – CPU with open-ended connector (slot converts to x4 electrical when SSD is installed in 2nd M.2 slot)\*

**Slot 5:**  
PCI Express Gen3 x16 - CPU

**Slot 6:**  
PCI Express Gen3 x4 - PCH with open-ended connector\*

**M.2 Slot 1:**  
M.2 PCIe Gen 3 x4 - CPU up to 80mm storage devices

**M.2 Slot 2:**  
M.2 PCIe Gen 3 x4 - CPU up to 80mm storage devices

\* Open-ended connector allows a greater bandwidth (e.g. x16) card to be installed physically into a lower bandwidth connector/slot.

**Supported Drive Interfaces SATA** 6 SATA @6Gb/s, supports RAID 0, 1 and NCQ.  
Factory integrated RAID is Microsoft Windows only.

**Serial Attached SCSI** Requires Optional PCIe card

**Factory Configured RAID**

- RAID 0 configuration - striped array
- RAID 1 configuration - mirrored array
- RAID 10 striped and mirrored array

\*HW RAID functionality not supported by Linux®. Use SW RAID functionality provided in the Red Hat® Operating system instead.

**Integrated Graphics** No

**Network Controller** Integrated Intel® I219LM GbE LAN

### System Technical Specifications

Supports the following management functionalities: Intel® AMT11.2, TXT, DASH 1.1, WOL, VLAN, and PXE 2.1

Integrated Intel X722 for 1GbE  
 Data rates supported: 1000 Mb/s  
 Compliance IEEE 802.1as/1588v2, 802.1p, 802.1Q, 802.3, 802.3ab, 802.3az, 802.3x  
 Up to 16 UDP/TCP programmable filters  
 Bus architecture: PCIe 3.0  
 UEFI and PXE Boot ROM support  
 Intel iWARP Support (RDMA)  
 Network transfer rates:  
 1000BASE-T (full-duplex) 2000 Mb/s  
 Management capabilities: WOL (Excluding Max Power Savings), auto MDI crossover, PXE, Quad Hash filtering, RSS, Advanced cable diagnostics

	<b>External SATA (eSATA)</b>	Supported on all SATA ports configurable with optional eSATA* cable kit * hot plug / hot swap not supported with eSATA
<b>USB Connector(s)</b>	<b>Front</b>	Front USB depends on which FIO module is selected: - Standard: 4 USB 3.1 G1 Type A (1 charging) - Premium: 2 USB 3.1 G2 Type C, 2 USB 3.1 G1 Type A (1 charging)
	<b>Rear</b>	6 USB 3.1 G1 Type A
	<b>Internal</b>	1 USB 3.1 G1 single-port header 1 USB 2.0 single-port header 1x USB 2.0 dual-port header
<b>HD Integrated Audio</b>	Realtek ALC221	
<b>Flash ROM</b>	Yes	
<b>CPU Fan Header</b>	One for each CPU socket	
<b>Rear Chassis Fan Header</b>	Yes	
<b>Front PCI Fan Header</b>	Yes	
<b>CMOS Battery Holder - Lithium</b>	Yes	
<b>Integrated Trusted Platform Module</b>	Trusted Platform Module (TPM) 2.0 (Infineon SLB 9670) Common Criteria EAL4+ Certified Convertible to FIPS 140-2 Certified mode through firmware v7.80 TPM Certified products list: <a href="https://trustedcomputinggroup.org/membership/certification/tpm-certified-products/">https://trustedcomputinggroup.org/membership/certification/tpm-certified-products/</a>	
<b>Power Supply Headers</b>	Yes	
<b>Power Switch, Power LED &amp; Hard Drive LED Header</b>	Yes	
<b>Clear Password Jumper</b>	Yes	
<b>Serial Port</b>	1 internal header	
<b>Parallel Port</b>	No	
<b>Keyboard/Mouse</b>	USB or PS/2	
<b>Hood Lock Header</b>	Yes	
<b>Hood Sensor Header</b>	Yes	
<b>Memory Fan</b>	1 Memory Fan Header per CPU	
<b>AUX IN (audio)</b>	No	

### System Technical Specifications

#### Z6 Required Power Supply Info

<b>Power Supply</b>	1000W 90% Efficient, Custom PSU (Wide Ranging, Active PFC)	
<b>Operating Voltage Range</b>	90–269 VAC	
<b>Rated Voltage Range</b>	100-127 VAC 200-240 VAC	118 VAC
<b>Rated Line Frequency</b>	50-60 Hz	400 Hz
<b>Operating Line Frequency Range</b>	47-66 Hz	393-407 Hz
<b>Rated Input Current</b>	12 A @ 100-127 VAC 6.3 A @ 200-240 VAC	12A @ 118 VAC

**Heat Dissipation**  
(Configuration and software dependent)

Typical = 2467 btu/hr  
Maximum = 4112 btu/hr

**Power Supply Fan**

80x25 mm variable speed

**ENERGY STAR® Qualified**  
(Configuration dependent)

Yes

Yes, 90% Efficient

**80 PLUS® Compliant**

The Z6 G4 1000W power supply efficiency report can be found at this link:

[https://plugloadsolutions.com/psu\\_reports/HP\\_D15-1K0P1A\\_1000W\\_ECOS%204838\\_Report.pdf](https://plugloadsolutions.com/psu_reports/HP_D15-1K0P1A_1000W_ECOS%204838_Report.pdf)

**FEMP Standby Power Compliant @115V**  
(<1W in S5 – Power Off)

Yes

**EuP Compliant @ 230V**  
(<0.5 W in S5 – Power Off)

Yes

**CECP Compliant @ 220V**  
(<4W in S3 – Suspend to RAM)

Yes; Configuration dependent

**Power Consumption in sleep mode**  
(as defined by ENERGY STAR®) – Suspend to RAM  
(S3)

<= 20W

(Instantly Available PC)

**Built-in Self Test LED**

Yes

**Surge Tolerant Full Ranging Power Supply**  
(withstands power surges up to 2000V)

Yes

**Sensor Header**

Integrated in Front User Interface (Power Switch, Power LED, HDD LED, Speaker) Cable

**Integrated Gigabit Ethernet**  
**Clear CMOS Button**

Integrated Intel® I-218 Gbit LAN  
Yes

### System Technical Specifications

### System Configuration

<b>Example Z6 G4 Configuration #1</b>	Processor	1x Intel Xeon 3104 (Six-core)					
	Memory	1x 8GB DDR4-2666 (Registered DIMM)					
	Graphics	1x NVIDIA Quadro P400					
	Disks / Optical	1x 500GB SATA 7200 ; 1x Slim DVD-ROM SATA					
	Power Supply	1000W 90% custom PSU					
	Other	NA					

<b>Energy Consumption</b>		115 VAC		230 VAC		100 VAC	
		LAN Enabled	LAN Disabled	LAN Enabled	LAN Disabled	LAN Enabled	LAN Enabled
	Windows Idle (S0)	54.109		54.586		54.906	
	Windows Busy Typ(S0)	94.256		94.275		94.043	
	Windows Busy Max (S0)	95.992		95.268		95.643	
	Sleep (S3)	6.219	6.205	6.319	6.306	6.334	6.239
	Off (S5)	3.354	3.343	3.521	3.341	3.350	3.342
	Zero Power Mode (ErP)	0.209		0.388		0.195	

<b>Heat Dissipation (Btu/hr)</b>		115 VAC		230 VAC		100 VAC	
		LAN Enabled	LAN Disabled	LAN Enabled	LAN Enabled	LAN Disabled	LAN Enabled
	Windows Idle (S0)	184.619		186.247		187.339	
	Windows Busy Typ(S0)	321.601		321.666		320.875	
	Windows Busy Max (S0)	327.524		325.054		326.334	
	Sleep (S3)	21.219	21.171	21.561	21.516	21.611	21.287
	Off (S5)	11.444	11.406	12.014	11.399	11.430	11.403
	Zero Power Mode (ErP)	0.713		1.323		0.665	

<b>Example Z6 G4 Configuration #2</b>	Processor	1x Intel Xeon 4108 (Eight-core)					
	Memory	4x 8GB DDR4-2666 (Registered DIMM)					
	Graphics	1x NVIDIA Quadro P2000					
	Disks / Optical	2x 1TB SATA 7200 ; 1x Slim DVDRW SATA					
	Power Supply	1000W 90% custom PSU					
	Other	NA					

<b>Energy Consumption (Watts)</b>		115 VAC		230 VAC		100 VAC	
		LAN Enabled	LAN Disabled	LAN Enabled	LAN Disabled	LAN Enabled	LAN Enabled
	Windows Idle (S0)	61.661		61.531		61.354	
	Windows Busy Typ(S0)	168.665		167.375		166.535	
	Windows Busy Max (S0)	166.097		163.682		169.674	
	Sleep (S3)	7.231	7.177	7.229	7.217	7.324	7.248
	Off (S5)	3.376	3.366	3.527	3.512	3.354	3.350
	Zero Power Mode (ErP)	0.211		0.386		0.195	

<b>Heat Dissipation (Btu/hr)</b>		115 VAC		230 VAC		100 VAC	
		LAN Enabled	LAN Disabled	LAN Enabled	LAN Enabled	LAN Disabled	LAN Enabled
Windows Idle (S0)	210.387		209.944		209.340		

### System Technical Specifications

Windows Busy Typ(S0)	575.485		571.084		568.217	
Windows Busy Max (S0)	576.959		575.543		578.928	
Sleep (S3)	24.672	24.488	24.665	24.624	24.989	24.730
Off (S5)	11.519	11.484	12.034	11.983	11.443	11.430
Zero Power Mode (ErP)	0.720		1.317		0.665	

<b>Example Z6 G4 Configuration #3</b> ENERGY STAR QUALIFIED	Processor	1x Intel Xeon 6136 (Twelve-core)				
	Memory	6x 8GB DDR4-2666 (Registered DIMM)				
	Graphics	1x NVIDIA QuadroP4000				
	Disks/Optical	2x 1TB SATA 7200 ; 1x Slim DVDRW SATA				
	Power Supply	1000W 90% custom PSU				
	Other	NA				

<b>Energy Consumption</b> (Watts)		115 VAC		230 VAC		100 VAC	
		LAN Enabled	LAN Disabled	LAN Enabled	LAN Disabled	LAN Enabled	LAN Enabled
	Windows Idle (S0)	79.074		79.109		79.938	
	Windows Busy Typ(S0)	324.975		317.991		327.451	
	Windows Busy Max (S0)	328.268		320.296		329.668	
	Sleep (S3)	7.847	7.756	7.878	7.826	7.931	7.852
	Off (S5)	3.353	3.348	3.535	3.489	3.373	3.355
	Zero Power Mode (ErP)	0.206		0.386		0.196	

<b>Heat Dissipation</b> (Btu/hr)		115 VAC		230 VAC		100 VAC	
		LAN Enabled	LAN Disabled	LAN Enabled	LAN Enabled	LAN Disabled	LAN Enabled
	Windows Idle (S0)	269.801		269.920		272.748	
	Windows Busy Typ(S0)	1108.815		1084.985		1117.262	
	Windows Busy Max (S0)	1120.051		1092.850		1124.827	
	Sleep (S3)	26.774	26.463	26.880	26.702	27.061	26.791
	Off (S5)	11.441	11.426	12.061	11.904	11.509	11.447
	Zero Power Mode (ErP)	0.703		1.317		0.669	

<b>Example Z6 G4 Configuration #4</b>	Processor	2x Intel Xeon 8160 (Dual 24-core)				
	Memory	12x 32GB DDR4-2666 (Registered DIMM)				
	Graphics	2x NVIDIA Quadro P5000				
	Disks / Optical	4x 2TB SATA 7200 ; 1x Slim DVDRW SATA				
	Power Supply	1000W 90% custom PSU				
	Other	NA				

<b>Energy Consumption</b> (Watts)		115 VAC		230 VAC		100 VAC	
		LAN Enabled	LAN Disabled	LAN Enabled	LAN Disabled	LAN Enabled	LAN Enabled
	Windows Idle (S0)	112.388		115.635		112.102	
	Windows Busy Typ(S0)	512.368		490.165		526.905	
	Windows Busy Max (S0)	698.548		673.465		706.461	
	Sleep (S3)	14.208	13.833	14.698	14.487	15.176	13.886

### System Technical Specifications

	Off (S5)	3.511	3.418	3.575	3.570	3.509	3.412
	Zero Power Mode (ErP)	0.287		0.387		0.272	
<b>Heat Dissipation</b> (Btu/hr)		115 VAC		230 VAC		100 VAC	
		LAN Enabled	LAN Disabled	LAN Enabled	LAN Enabled	LAN Disabled	LAN Enabled
	Windows Idle (S0)	383.469		394.547		382.492	
	Windows Busy Typ(S0)	1748.120		1672.443		1797.800	
	Windows Busy Max (S0)	2383.446		2297.863		2410.445	
	Sleep (S3)	48.478	47.198	50.150	49.430	51.781	47.379
	Off (S5)	11.980	11.662	12.198	12.181	11.973	11.642
	Zero Power Mode (ErP)	0.979		1.321		0.928	

**NOTE:** Power consumption measurements do not take advantage of the Intel Turbo Boost Technology. As a result, power consumption measurements may be higher.

### DECLARED NOISE EMISSIONS

<b>System Configuration</b> (Entry level)	<b>Processor Info</b>	Intel® Xeon® Gold 6130 processor 2.1GHz 12C CPU	
	<b>Memory Info</b>	24GB (3x8GB) DDR4-2666 ECC Memory RDIMMs	
	<b>Graphics Info</b>	1-NVIDIA® Quadro® P400 2GB	
	<b>Disks/Optical</b>	1-500GB SATA 7200RPM 3.5" HDD / 1-HP 9.5mm Slim Blu Ray Disc Writer	
	<b>Power Supply</b>	1000 W	

<b>Declared Noise Emissions</b> (in accordance with ISO 7779 and ISO 9296)		<b>Sound Power</b> (LWAd, bels)	<b>Deskside Sound Pressure</b> (LpAm, decibels)
	<b>Idle</b>	3.3	15
	<b>Hard drive Operating</b> (random reads)	3.5	18

<b>System Configuration</b> (Mid-range)	<b>Processor Info</b>	Intel® Xeon® Platinum 8168 processor 2.7GHz 24C CPU	
	<b>Memory Info</b>	96GB (6x16GB) DDR4-2666 ECC Memory RDIMMs	
	<b>Graphics Info</b>	1-NVIDIA® Quadro® P6000 24GB	
	<b>Disks/Optical</b>	2-4TB 6Gb/s 7200RPM SATA HDD / 1-HP 9.5mm Slim Blu Ray Disc Writer	
	<b>Power Supply</b>	1000 W	

<b>Declared Noise Emissions</b> (in accordance with ISO 7779 and ISO 9296)		<b>Sound Power</b> (LWAd, bels)	<b>Deskside Sound Pressure</b> (LpAm, decibels)
	<b>Idle</b>	3.8	23
	<b>Hard drive Operating</b> (random reads)	3.9	23

### System Technical Specifications

<b>System Configuration (High end)</b>	<b>Processor Info</b>	2-Intel® Xeon® Gold 6136 processor 3.0GHz 12C CPU
	<b>Memory Info</b>	192GB (12x16GB) DDR4-2666 ECC Memory RDIMMs
	<b>Graphics Info</b>	1-NVIDIA® Quadro® P6000 24GB
	<b>Disks/Optical</b>	2-4TB 6Gb/s 7200RPM SATA HDD / 1-HP 9.5mm Slim Blu Ray Disc Writer
	<b>Power Supply</b>	1000 W

<b>Declared Noise Emissions</b> (in accordance with ISO 7779 and ISO 9296)		<b>Sound Power</b> (LWAd, bels)	<b>Deskside Sound Pressure</b> (LpAm, decibels)
	<b>Idle</b>		3.8
<b>Hard drive Operating</b> (random reads)		3.9	24

### ENVIRONMENTAL DATA

<b>Environmental Requirements</b>	<b>Temperature</b>	Operating: 5° to 35° C (40° to 95° F) Non-operating: -40° to 60° C (-40° to 140° F)
	<b>Humidity</b>	Operating: 10% to 85% RH, non-condensing, 35° C maximum wet bulb Non-operating: 10% to 90% RH, non-condensing, 35° C maximum wet bulb
	<b>Maximum Altitude</b>	Operating: 3,048 m (10,000 feet)  Above 1524 m (5,000 feet) altitude, the maximum operating temperature is reduced by 1° C (1.8° F) for every 305 m (1,000 feet) increase in elevation  Non-operating: 9,144 m (30,000 feet)
	<b>Shock (non-repetitive)</b>	Operating: ½-sine: 40g, 2-3ms (~62 cm/sec) Non-operating: ½-sine: 160 cm/s, 2-3ms (~105g) square: 422 cm/s, 20g
	<b>Vibration</b>	Operating random: 0.5g (rms), 5-300 Hz, up to 0.0025g <sup>2</sup> /Hz Non-operating random: 2.0g (rms), 5-500 Hz, up to 0.0150 g <sup>2</sup> /Hz

### Physical Security and Serviceability

<b>Access Panel</b>	Tool-less Includes system board and memory information.
<b>Optical Drive</b>	Tool-less, no carrier or rails required
<b>Hard Drives</b>	Tool-less Optional 5.25" external bay carriers
<b>Expansion Cards</b>	Tool-less
<b>Processor Socket</b>	1st socket on main system board. 2nd socket on optional 2nd CPU/Memory Module.
<b>Blue User Touch Points</b>	Yes, on primary serviceable components.
<b>Color-coordinated Cables and Connectors</b>	Yes



### System Technical Specifications

<b>Memory</b>	Tool-less
<b>System Board</b>	Torx T15 screws 2nd CPU/Memory Module: Tool-less
<b>Front of Computer LEDs</b>	Dual Color Power/Failure LED = Yes HDD Activity LED = Yes
<b>Configuration Record SW</b>	Yes
<b>Over-Temp Warning on Screen</b>	Yes, at POST screen on reboot
<b>Restore CD/DVD Set</b>	Yes, restores the computer to its original factory shipping image; can be obtained via HP Support.
<b>Dual Function Front Power Switch</b>	Yes, also acts as a reset switch when held for 4 seconds.
<b>Padlock Support</b>	Yes
<b>Cable Lock Support</b>	Kensington Cable Lock (optional): Prevents entire system theft and system access. 3mm x 7mm slot at rear of system
<b>Universal Chassis Clamp Lock Support</b>	No
<b>Solenoid Lock and Hood Sensor</b>	Access Panel Solenoid Lock: Yes (optional). Activated remotely to prevent system entry. Access Panel Intrusion Sensor: Yes (optional).
<b>Removable Media Write/Boot Control</b>	Yes, user can prevent the workstation from writing to or booting from removable media.
<b>Power-On Password Setup Password</b>	Yes, prevents an unauthorized person from booting up the workstation Yes, prevents an unauthorized person from changing the workstation configuration
<b>3.3V Aux Power LED on System PCA</b>	Yes
<b>NIC LEDs (integrated) (Green &amp; Amber)</b>	Yes
<b>CPUs and Heatsinks</b>	CPU heatsink removal requires a T-30 Torx screwdriver.
<b>Power Supply Diagnostic LED</b>	Yes
<b>Front Power Button</b>	Yes
<b>Rear Power Button</b>	Yes
<b>Front Power LED</b>	Yes, white (normal), red (fault)
<b>Front Hard Drive Activity LED</b>	Yes, white
<b>Front ODD Activity LED</b>	Yes on device
<b>Internal Speaker</b>	Yes
<b>System/Emergency ROM Flash Recovery</b>	Recovers corrupted system BIOS.
<b>Cooling Solutions</b>	Air cooled forced convection
<b>Power Supply Fans</b>	1 - 80 mm x 80 mm x 25 mm (non-serviceable)
<b>CPU Heatsink Fan</b>	1st CPU: 1 - 80mm Optional 2nd CPU: 1 - 60mm x 25mm
<b>Memory Fan</b>	Front memory fan: 1 - 80mm x 25mm Memory duct blower: 1 - 90mm x 25mm 2nd CPU/Memory Module: 1 - 60mm x 25mm

### System Technical Specifications

<b>Chassis Fans</b>	Front chassis fan : 1 - 120mm x 25mm Rear chassis fan: 1 - 120mm x 25mm
<b>HP Vision Diagnostics Offline Edition</b>	HP PC Hardware Diagnostics (UEFI) enables hardware level testing outside the operating system on many components. The diagnostics can be invoked by pressing ESC then F2 upon the PC reboot, and is available as a download from HP Support.
<b>Access Panel Key Lock</b>	Yes, side panel barrel keylock (optional from the factory only)
<b>ACPI-Ready Hardware</b>	Advanced Configuration and Power Management Interface (ACPI). <ul style="list-style-type: none"> <li>• Allows the system to wake from a low-power mode.</li> <li>• Controls system power consumption, making it possible to place individual cards and peripherals in a low-power or powered-off state without affecting other elements of the system</li> </ul>
<b>Trusted Platform Module Chip</b>	Yes, Infineon TPM 2.0 Certified
<b>Integrated Chassis Handles</b>	Yes, Front handle and dedicated rear recess
<b>Power Supply</b>	Requires T15 Torx or flat blade screwdriver
<b>PCIe Card Retention</b>	Yes, tool-less Rear (all) Middle (full-height cards) Front (full-length cards with extender)
<b>Flash ROM</b>	Yes
<b>Diagnostic Power Switch LED on board</b>	Yes
<b>Clear Password Jumper</b>	Yes
<b>Clear CMOS Button</b>	Yes
<b>CMOS Battery Holder</b>	Yes
<b>DIMM Connectors</b>	Yes
<b>BIOS</b>	
<b>BIOS 32-bit Services</b>	Standard BIOS 32-bit Service Directory Proposal v0.4
<b>PCI 3.0 Support</b>	Full BIOS support for PCI Express through industry standard interfaces.
<b>ATAPI</b>	ATAPI Removable Media Device BIOS Specification Version 1.0.
<b>BBS</b>	BIOS Boot Specification v1.01.
<b>WMI Support</b>	WMI is Microsoft's implementation of Web-Based Enterprise Management (WBEM) for Windows. WMI is fully compliant with the Distributed Management Task Force (DMTF) Common Information Model (CIM) and WBEM specifications.
<b>BIOS Boot Spec 1.01+</b>	Provides more control over how and from what devices the workstation will boot.
<b>BIOS Power On</b>	Users can define a specific date and time for the system to power on.
<b>ROM Based Computer Setup Utility (F10)</b>	Review and customize system configuration settings controlled by the BIOS.
<b>System/Emergency ROM Flash Recovery with Video</b>	Recovers system BIOS in corrupted Flash ROM.
<b>Replicated Setup</b>	Saves BIOS settings to USB flash device in human readable file (HpSetup.txt). BiosConfigurationUtility.exe utility can then replicate these settings on machines being deployed without entering Computer Configuration Utility (F10 Setup).
<b>SMBIOS</b>	System Management BIOS 2.8, for system management information.

### System Technical Specifications

<b>Boot Control</b>	Disables the ability to boot from removable media on supported devices.
<b>Memory Change Alert</b>	Alerts management console if memory is removed or changed.
<b>Thermal Alert</b>	Monitors the temperature state within the chassis. Three modes: <ul style="list-style-type: none"> <li>• NORMAL - normal temperature ranges.</li> <li>• ALERTED - excessive temperatures are detected. Raises a flag so action can be taken to avoid shutdown or provide for a smoother system shutdown.</li> <li>• SHUTDOWN - excessive temperatures are encountered. Automatically shuts down the computer without warning before hardware component damage occurs.</li> </ul>
<b>Remote ROM Flash</b>	Provides secure, fail-safe ROM image management from a central network console.
<b>ACPI (Advanced Configuration and Power Management Interface)</b>	Allows the system to enter and resume from low power modes (sleep states). Enables an operating system to control system power consumption based on the dynamic workload. Makes it possible to place individual cards and peripherals in a low-power or powered-off state without affecting other elements of the system. Supports ACPI 5.0 for full compatibility with 64-bit operating systems.
<b>Ownership Tag</b>	A user-defined string stored in non-volatile memory that is displayed in the BIOS splash screen.
<b>Remote Wakeup/Remote Shutdown</b>	System administrators can power on, restart, and power off a client computer from a remote location.
<b>Instantly Available PC (Suspend to RAM - ACPI sleep state S3)</b>	Allows for very low power consumption with quick resume time.
<b>Remote System Installation via F12 (PXE 2.1) (Remote Boot from Server)</b>	Allows a new or existing system to boot over the network and download software, including the operating system.
<b>ROM revision levels</b>	Reports the system BIOS revision level in Computer Configuration Utility (F10 Setup). Version is available through an industry standard interface (SMBIOS and WMI) so that management SW applications can use and report this information.
<b>System board revision level</b>	Allows management SW to read revision level of the system board. Revision level is digitally encoded into the HW and cannot be modified.
<b>Start-up Diagnostics (Power-on Self-Test)</b>	Assesses system health at boot time with selectable levels of testing.
<b>Auto Setup when new hardware installed</b>	System automatically detects addition of new hardware.
<b>Keyboard-less Operation</b>	The system can be booted without a keyboard.
<b>Localized ROM Setup</b>	Common BIOS image supports System Configuration Utility (F10 Setup) menus in 14 languages with local keyboard mappings.
<b>Asset Tag</b>	The user or MIS to set a unique tag string in non-volatile memory.
<b>Per-slot Control</b>	Allows I/O slot parameters (option ROM enable/disable, bus latency) to be configured individually.
<b>Adaptive Cooling</b>	Control parameters are set according to detected hardware configuration for optimal acoustics.
<b>Pre-boot Diagnostics</b>	(Pre-video) critical errors are reported via beeps and blinks on the power LED.
<b>Industry Standard Specification Support</b>	
<b>Industry Standard UEFI Specification Revision</b>	Revision Supported by the BIOS 2.5
<b>ACPI</b>	Advanced Configuration and Power Management Interface, Version 5.0
<b>ATA (IDE)</b>	AT Attachment 6 with Packet Interface (ATA/ATAPI-6), Revision 3b
<b>CD Boot</b>	"El Torito" Bootable CD-ROM Format Specification Version 1.0
<b>EDD</b>	- Enhanced Disk Drive Specification Version 1.1 - BIOS Enhanced Disk Drive Specification Version 3.0
<b>EHCI</b>	Enhanced Host Controller Interface for Universal Serial Bus, Revision 1.0
<b>PCI</b>	PCI Local Bus Specification, Revision 2.3

### System Technical Specifications

<b>PCI Express</b>	PCI Power Management Specification, Revision 1.1 PCI Firmware Specification, Revision 3.0, Draft .7 PCI Express Base Specification, Revision 2.0 PCI Express Base Specification, Revision 3.0
<b>PMM</b>	POST Memory Manager Specification, Version 1.01
<b>SATA</b>	Serial ATA Specification, Revision 1.0a Serial ATA 3 Gb/s: Serial ATA Specification, Revision 2.5 Serial ATA 6 Gb/s: Serial ATA Specification, Revision 3.0
<b>SPD</b>	PC SDRAM Serial Presence Detect (SPD) Specification, Revision 1.2B
<b>TPM</b>	Trusted Platform Module (TPM) 2.0 (Infineon SLB 9670) Common Criteria EAL4+ Certified Convertible to FIPS 140-2 Certified mode through firmware v7.80 TCG TPM Certified products list: <a href="http://www.trustedcomputinggroup.org/certification/tpm-certified-products/">http://www.trustedcomputinggroup.org/certification/tpm-certified-products/</a>
<b>UHCI</b>	Universal Host Controller Interface Design Guide, Revision 1.1
<b>USB</b>	Universal Serial Bus Revision 1.1 Specification Universal Serial Bus Revision 2.0 Specification Universal Serial Bus Revision 3.1 G1 Specification Universal Serial Bus Revision 3.1 G2 Specification
<b>SMBIOS</b>	System Management BIOS Reference Specification, Version 2.8

External BIOS simulator found at: <http://h20464.www2.hp.com/index.html>

### Social and Environmental Responsibility

**Eco-Label Certifications & Declarations** This product has received or is in the process of being certified to the following approvals and may be labeled with one or more of these marks:

- ENERGY STAR® (energy-saving features available on selected configurations-Windows only)
- US Federal Energy Management Program (FEMP)
- China Energy Conservation Program
- The ECO declaration (TED)

The Z6 G4 is registered EPEAT® Gold in the US and Canada. EPEAT® registration varies by country. See <http://www.epeat.net> for registration status by country. Search keyword generator on HP's 3<sup>rd</sup> party option store for solar generator accessories at <http://www.hp.com/go/options>

#### Batteries

The battery in this product complies with EU Directive 2006/66/EC

Battery mass: 3g

Battery type: Lithium Metal

The battery in this product does not contain:

- Mercury greater than 5ppm by weight
- Cadmium greater than 10ppm by weight
- Lead greater than 40ppm by weight

**Restricted Material Usage** This product meets the material restrictions specified in HP's General Specification for the Environment.

HP Inc. is committed to compliance with all applicable environmental laws and regulations, including the European Union Restriction of Hazardous Substances (RoHS) Directive. HP's goal is to exceed compliance obligations by meeting the requirements of the RoHS Directive on a worldwide basis

### System Technical Specifications

- Low Halogen Statement** This product is low-halogen except for power cords, external cables and peripherals. Service parts obtained after purchase may not be low-halogen.
- End-of-Life Management and Recycling** HP Inc. offers end-of-life HP product return and recycling programs in many geographic areas. To recycle your product, please go to: <http://www.hp.com/recycle> or contact your nearest HP sales office. Products returned to HP will be recycled, recovered or disposed of in a responsible manner. This product is greater than 90% recyclable by weight when properly disposed of at end of life.
- HP Inc. Corporate Environmental Information** For more information about HP's commitment to the environment: [Sustainability Report](#)

Eco-label certifications:  
<http://www.hp.com/hpinfo/globalcitizenship/environment/productdesign/ecolabels.html>

ISO 14001 certificate:  
<http://www.hp.com/hpinfo/globalcitizenship/environment/operations/envmanagement.html>

- Additional Information**
- This HP product is designed to comply with the Waste Electrical and Electronic Equipment (WEEE) Directive – 2002/96/EC. [Product Disassembly Instructions](#)
  - Plastic parts weighing over 25 grams used in the product are marked per ISO 11469 and ISO1043.

**Packaging** HP Workstation product packaging meets the [HP's General Specification for the Environment](#)

- Does not contain restricted substances listed in HP Standard 011-1 General Specification for the Environment
- Does not contain ozone-depleting substances (ODS)
- Does not contain heavy metals (lead, mercury, cadmium or hexavalent chromium) in excess of 100 ppm sum total for all heavy metals listed
- Maximizes the use of post-consumer recycled content materials in packaging materials
- All packaging material is recyclable
- All packaging material is designed for ease of disassembly
- Reduced size and weight of packages to improve transportation fuel efficiency
- Plastic packaging materials are marked according to ISO 11469 and DIN 6120 standards formatting

### Packaging Materials

#### Internal

Cushions and plastic bags made of low density polyethylene (LDPE).

#### External

Outer carton, accessories carton, and insert made of corrugated paper board.

### Manageability

#### Industry Standard Specifications

This product meets the following industry standard specifications for manageability functionality:

- DASH 1.1 (via Intel® LAN on motherboard)

### Intel® Active Management Technology (AMT)

Intel® Active Management Technology (AMT) 11.20

An advanced set of remote management features and functionality providing IT administrators the latest and most effective tools to remotely discover, heal, and protect networked client systems regardless of the system's health or power state. AMT 11.20 includes the following advanced management functions:

- Power Management (on, off, reset, graceful shutdown, sleep and hibernate)

### System Technical Specifications

- Support in Max Power Savings (Shutdown and Hibernate Modes)
- Hardware Inventory (includes BIOS and firmware revisions)
- Hardware Alerting
- Agent Presence
- System Defense Filters
- Serial Over LAN (SOL)
- USB Redirect (Media Redirection)
- ME Wake-on-LAN (WOL), even with Maximum Power Savings Enabled
- DASH 1.1 compliance
- IPv6 Support
- Fast Call for Help - a client inside or outside the firewall may initiate a call for help via BIOS screen, periodic connections, or alert triggered connection
- Remote Scheduled Maintenance - pre-schedule when the system connects to the IT or service provider console for maintenance.
- Remote Alerts - automatically alert IT or service provider if issues arise
- Access Monitor - Provides oversight into Intel® AMT actions to support security requirements
- PC Alarm Clock
- Microsoft NAP Support
- Host Base set-up and configuration
- Management Engine (ME) firmware roll back
- Local Time Sync to UTC
- Remote Memory Dump Command – Creates memory dump for debug

**Intel® vPro™ Technology** The HP Z6 G4 Workstation supports Intel® vPro™ technology when configured as outlined below:

- Intel® Xeon® processor Scalable Family
- Intel® C622 chipset
- Intel® I219LM GbE LAN

**Remote Manageability Software Solutions** The HP Z6 G4 Workstation is supported on the following remote manageability software consoles:

- LANDesk Management Suite (HP recommended solution)
- Microsoft System Center Configuration Manager

### System Software Manager Service, Support, and Warranty

For questions or support for manageability needs, please visit <http://www.hp.com/go/easydeploy>  
For questions or support for SSM, please visit: <http://www.hp.com/go/ssm>

On-site Warranty and Service (**Note 1**): Three-years, limited warranty and service offering delivers on-site, next business-day (**Note 2**) service for parts and labor and includes free telephone support (**Note 3**) 8am - 5pm. Global coverage (**Note 2**) ensures that any product purchased in one country and transferred to another, non-restricted country will remain fully covered under the original warranty and service offering. 24/7 operation will not void the HP warranty.

**NOTE 1:** Terms and conditions may vary by country. Certain restrictions and exclusions apply.

**NOTE 2:** On-site service may be provided pursuant to a service contract between HP and an authorized HP third-party provider, and is not available in certain countries. Global service response times are based on commercially reasonable best effort and may vary by country.

**NOTE 3:** Technical telephone support applies only to HP-configured, HP and HP-qualified, third-party hardware and software. Toll-free calling and 24x7 support service may not be available in some countries.

HP Care Pack Services extend service contracts beyond the standard warranties. Service starts from date of hardware purchase. To choose the right level of service for your HP product, use the HP Care Pack Services Lookup Tool at: <http://www.hp.com/go/lookuptool>. Additional HP Care Pack Services

### System Technical Specifications

#### **Product Change Notification**

information by product is available at: <http://www.hp.com/hps/carepack>. Service levels and response times for HP Care Packs may vary depending on your geographic location.

- Program to proactively communicate Product Change Notifications (PCNs) and Customer Advisories by email to customers, based on a user-defined profile.
  - PCNs provide advance notification of hardware and software changes to be implemented in the factory providing time to plan for transition.
  - Customer Advisories provide concise, effective problem resolution, greatly reducing the need to call technical support.
-

### Stable & Consistent Offerings

As part of its commitment to hardware, software, and solution innovation, HP is proud to introduce this breakthrough platform configuration stability to HP Workstation customers. HP Stable & Consistent Offerings are built on the foundation of a carefully chosen set of hardware and software designed and tested to work with all HP Z Workstation platforms through their end of life. These components and their corresponding HP Workstation platform compatibility are outlined in this section.

HP Stable & Consistent Offerings are available worldwide to all HP Workstation customers—no special programs, no additional cost—no kidding. Simply select your hardware and software components when you customize your HP Workstation and be assured that you'll be able to buy that same configuration throughout the lifecycle of the product.

Processors	Product #	Offering
	1XM44AA	Intel® Xeon® Gold 6128 processor
	1XM49AA	Intel® Xeon® Silver 4114 processor
	1XM51AA	Intel® Xeon® Silver 4108 processor

Hard Drives	Product #	Offering
	LQ037AA	1TB SATA 7200 RPM

Graphics	Product #	Offering
	2TF08AA	AMD Radeon™ Pro WX 3100 4GB Graphics

Memory	Product #	Offering
	TBD	TBD
	TBD	TBD
	TBD	TBD
	TBD	TBD
	TBD	TBD
	TBD	TBD
	TBD	TBD
	TBD	TBD
	TBD	TBD
	TBD	TBD

Optical and Removable Storage	Product #	Offering
	TBD	TBD
	TBD	TBD



### Technical Specifications - Processors

Intel® Xeon® Platinum 8180 processor  
Intel® Xeon® Platinum 8160 processor  
Intel® Xeon® Gold 6152 processor  
Intel® Xeon® Gold 6154 processor  
Intel® Xeon® Gold 6148 processor  
Intel® Xeon® Gold 6146 processor  
Intel® Xeon® Gold 6144 processor  
Intel® Xeon® Gold 6142 processor  
Intel® Xeon® Gold 6140 processor  
Intel® Xeon® Gold 6138 processor  
Intel® Xeon® Gold 6136 processor  
Intel® Xeon® Gold 6134 processor  
Intel® Xeon® Gold 6132 processor  
Intel® Xeon® Gold 6130 processor  
Intel® Xeon® Gold 6128 processor  
Intel® Xeon® Gold 5120 processor  
Intel® Xeon® Gold 5118 processor  
Intel® Xeon® Gold 5115 processor  
Intel® Xeon® Gold 5122 processor  
Intel® Xeon® Silver 4116 processor  
Intel® Xeon® Silver 4114 processor  
Intel® Xeon® Silver 4112 processor  
Intel® Xeon® Silver 4110 processor  
Intel® Xeon® Silver 4108 processor  
Intel® Xeon® Bronze 3106 processor  
Intel® Xeon® Bronze 3104 processor

---

### Technical Specifications - Hard Drives

#### STORAGE/HARD DRIVES

**HP SAS (Serial Attached SCSI) Hard Drives for HP Workstations**

**HP 300GB SAS 15K SFF HDD**

<b>Capacity</b>	300GB
<b>Height</b>	5.9 in; 15 cm
<b>Width</b>	<b>Media Diameter</b> 3.5 in; 8.9 cm
<b>Interface</b>	12Gb/s SAS
<b>Synchronous Transfer Rate (Maximum)</b>	Up to 1200 MB/s (SAS single port)
<b>Buffer</b>	128MB
<b>Seek Time</b> (typical reads, includes controller overhead, including settling)	<b>Average</b> 2.0ms
<b>Rotational Speed</b>	15K rpm
<b>Operating Temperature</b>	41° to 131° F (5° to 55° C)

**HP 1.2TB SAS 15K SFF HDD**

<b>Capacity</b>	1.2TB
<b>Height</b>	0.6 in; 1.53 cm
<b>Width</b>	<b>Media Diameter</b> 2.5 in; 6.36 cm
	<b>Physical Size</b> 2.75 in; 6.99 cm
<b>Interface</b>	SAS 6Gb/s
<b>Synchronous Transfer Rate (Maximum)</b>	Up to 600MB/s
<b>Buffer</b>	64MB
<b>Seek Time</b> (typical reads, includes controller overhead, including settling)	<b>Single Track</b> 0.18ms (max)
	<b>Average</b> 3.5ms
	<b>Full Stroke</b> 7.17ms

### Technical Specifications - Hard Drives

**SATA (Serial ATA) Hard Drives for HP Workstations**

**500GB SATA 7200 rpm  
6Gb/s 3.5" HDD**

<b>Capacity</b>	500GB
<b>Height</b>	1 in; 2.54 cm
<b>Width</b>	<b>Media Diameter</b> 3.5 in; 8.9 cm
	<b>Physical Size</b> 4 in; 10.17 cm
<b>Interface</b>	Serial ATA (6.0Gb/s), NCQ enabled
<b>Synchronous Transfer Rate (Maximum)</b>	Up to 600MB/s
<b>Buffer</b>	16MB
<b>Seek Time</b> (typical reads, includes controller overhead, including settling)	<b>Single Track</b> 2 ms
	<b>Average</b> 11 ms
	<b>Full Stroke</b> 21 ms
<b>Rotational Speed</b>	7,200 rpm
<b>Logical Blocks</b>	976,773,168
<b>Operating Temperature</b>	41° to 131° F (5° to 55° C)

**1TB SATA 7200 rpm  
6Gb/s 3.5" HDD**

<b>Capacity</b>	1TB
<b>Height</b>	1 in; 2.54 cm
<b>Width</b>	<b>Media Diameter</b> 3.5 in; 8.9 cm
	<b>Physical Size</b> 4 in; 10.17 cm
<b>Interface</b>	Serial ATA (6.0Gb/s), NCQ enabled
<b>Synchronous Transfer Rate (Maximum)</b>	Up to 600 MB/s
<b>Buffer</b>	64MB
<b>Cache</b>	Adaptive
<b>Seek Time</b> (typical reads, includes controller overhead, including settling)	<b>Single Track</b> 2 ms
	<b>Average</b> 11 ms
	<b>Full Stroke</b> 21 ms
<b>Rotational Speed</b>	7,200 rpm
<b>Operating Temperature</b>	41° to 131° F (5° to 55° C)

**2.0TB SATA 7200 rpm  
6Gb/s 3.5" HDD**

<b>Capacity</b>	2.0TB
<b>Height</b>	1 in; 2.54 cm
<b>Width</b>	<b>Media Diameter</b> 3.5 in; 8.9 cm
	<b>Physical Size</b> 4 in; 10.17 cm
<b>Interface</b>	Serial ATA (6.0 Gb/s), NCQ Enabled
<b>Synchronous Transfer Rate (Maximum)</b>	Up to 600 MB/s
<b>Buffer</b>	64MB
<b>Seek Time</b> (typical reads, includes controller overhead, including settling)	<b>Single Track</b> 1.0 ms
	<b>Average</b> 11 ms
	<b>Full Stroke</b> 18 ms
<b>Rotational Speed</b>	7,200 rpm
<b>Logical Blocks</b>	3,907,029,168
<b>Operating Temperature</b>	41° to 131° F (5° to 55° C)

### Technical Specifications - Hard Drives

#### 3.0TB SATA 7200 rpm 6Gb/s 3.5" HDD

<b>Capacity</b>	3.0TB
<b>Height</b>	1 in; 2.54 cm
<b>Width</b>	<b>Media Diameter</b> 3.5 in; 8.9 cm
	<b>Physical Size</b> 4.0 in; 10.17 cm
<b>Interface</b>	Serial ATA (6.0Gb/s), NCQ enabled
<b>Synchronous Transfer Rate (Maximum)</b>	Up to 6.0 Gb/s
<b>Buffer</b>	64MB
<b>Seek Time</b> (typical reads, includes controller overhead, including settling)	<b>Single Track</b> 0.6 ms
	<b>Average</b> 11 ms
	<b>Full Stroke</b> Not Specified
<b>Rotational Speed</b>	7,200 rpm
<b>Operating Temperature</b>	41° to 140° F (5° to 60° C)

#### 1TB SATA 7200 rpm 6Gb/s 3.5" HDD (Enterprise Class)

<b>Capacity</b>	1TB
<b>Protocol</b>	SATA
<b>Form Factor</b>	3.5"
<b>Controller</b>	AHCI
<b>Reliability (MTBF)</b>	2.0M hours
<b>Rated Power On Hours</b>	8760/yr
<b>Annualized Failure Rate</b> (based on Rated POH)	<0.62%
<b>Rated for 24/7/365 operation</b>	YES
<b>Physical Size (Height)</b>	1 in; 2.54 cm
<b>Physical Size (Width)</b>	4 in; 10.17 cm
<b>Media Diameter</b>	3.5 in; 8.9 cm
<b>Interface</b>	Serial ATA (6Gb/s), NCQ enabled
<b>Synchronous Transfer Rate (Maximum)</b>	Up to 600MB/s
<b>Buffer</b>	128MB
<b>Seek Time</b> (typical reads, includes controller overhead, including settling)	<b>Single Track</b> 0.32ms
	<b>Average</b> 7.45ms
	<b>Full Stroke</b> 14.2ms
<b>Operating Temperature</b>	41° to 140° F (5° to 60° C)
<b>Performance</b>	<b>Sequential Read</b> up to 226MB/s
	<b>Sequential Write</b> up to 226MB/s
<b>Enterprise Class Features</b>	High Reliability

### Technical Specifications - Hard Drives

#### 4TB SATA 7200 rpm 6Gb/s 3.5" HDD (Enterprise Class)

<b>Capacity</b>	4TB
<b>Height</b>	0.275 in; 0.7 cm
<b>Width</b>	<b>Media Diameter</b> 2.5 in; 6.36 cm
	<b>Physical Size</b> 2.75 in; 6.99 cm
<b>Interface</b>	Serial ATA (6Gb/s), NCQ enabled
<b>Synchronous Transfer Rate (Maximum)</b>	Up to 600MB/s
Buffer	128MB
<b>Seek Time</b> (typical reads, includes controller overhead, including settling)	<b>Single Track</b> 0.7ms
	<b>Average</b> 8.5ms
	<b>Full Stroke</b> 15.7ms
Rotational Speed	7,200 rpm
Operating Temperature	32° to 140° F (0° to 60° C)

#### 500GB SATA 7.2K SED SFF HDD

<b>Capacity</b>	500GB
<b>Height</b>	0.275 in; 0.7 cm
<b>Width</b>	<b>Media Diameter</b> 2.5 in; 6.36 cm
	<b>Physical Size</b> 2.75 in; 6.99 cm
<b>Interface</b>	Serial ATA (6Gb/s)
<b>Synchronous Transfer Rate (Maximum)</b>	Up to 600MB/s
Buffer	32MB
<b>Seek Time</b> (typical reads, includes controller overhead, including settling)	<b>Single Track</b> 1ms
	<b>Average</b> 4.2ms
	<b>Full Stroke</b> 25ms (typical)
Rotational Speed	7,200 rpm
Operating Temperature	32° to 140° F (0° to 60° C)

### Technical Specifications - Hard Drives

#### SATA SSDs for HP Workstations

#### HP 256GB SATA 6Gb/s SSD

<b>Capacity</b>	256GB
<b>Protocol</b>	SATA
<b>Form Factor</b>	2.5"
<b>Controller</b>	AHCI
<b>NAND Type</b>	3D TLC
<b>Endurance</b>	192TBW (TB Written)
<b>Reliability (MTTF)</b>	1.5M hours
<b>Physical Size (Height)</b>	0.28 in; 0.7 cm
<b>Physical Size (Width)</b>	2.5 in; 6.36 cm
<b>Interface</b>	SATA 6Gb/s
<b>Synchronous Transfer Rate (Maximum)</b>	Up to 600MB/s
<b>Operating Temperature</b>	32° to 158° F (0° to 70° C)
<b>Performance</b>	
	<b>Sequential Read</b> 530MB/s (max)
	<b>Sequential Write</b> 500MB/s (max)
	<b>Random Read</b> 55K IOPS (max)
	<b>Random Write</b> 83K IOPS (max)

#### HP 256GB SATA 6Gb/s SED Opal 2 SSD

<b>Capacity</b>	256GB
<b>Protocol</b>	SATA
<b>Form Factor</b>	2.5"
<b>Controller</b>	AHCI
<b>NAND Type</b>	3D TLC
<b>Endurance</b>	192TBW (TB Written)
<b>Reliability (MTTF)</b>	1.5M hours
<b>Physical Size (Height)</b>	0.28 in; 0.7 cm
<b>Physical Size (Width)</b>	2.5 in; 6.36 cm
<b>Interface</b>	6Gb/s SATA
<b>Synchronous Transfer Rate (Maximum)</b>	Up to 550MB/s (Sequential Read)
<b>Operating Temperature</b>	32° to 158° F (0° to 70° C)
<b>Performance</b>	
	<b>Sequential Read</b> 530MB/s
	<b>Sequential Write</b> 500 MB/s
	<b>Random Read</b> 55K IOPS
	<b>Random Write</b> 83K IOPS
<b>Self-Encrypting Drive Support</b>	OPAL 2

#### HP 512GB SATA 6Gb/s SSD

<b>Capacity</b>	512GB
<b>Protocol</b>	SATA
<b>Form Factor</b>	2.5"
<b>Controller</b>	AHCI
<b>NAND Type</b>	3D TLC
<b>Endurance</b>	388TBW (TB Written)
<b>Reliability (MTTF)</b>	1.5M hours
<b>Physical Size (Height)</b>	0.28 in; 0.7 cm

### Technical Specifications - Hard Drives

	<b>Physical Size (Width)</b>	2.5 in; 6.36 cm								
	<b>Interface</b>	SATA 6Gb/s								
	<b>Synchronous Transfer Rate (Maximum)</b>	Up to 550MB/s (Sequential Read)								
	<b>Operating Temperature</b>	32° to 158° F (0° to 70° C)								
	<b>Performance</b>	<table border="0"> <tr> <td><b>Sequential Read</b></td> <td>530 MB/s</td> </tr> <tr> <td><b>Sequential Write</b></td> <td>500 MB/s</td> </tr> <tr> <td><b>Random Read</b></td> <td>95K IOPS</td> </tr> <tr> <td><b>Random Write</b></td> <td>83K IOPS</td> </tr> </table>	<b>Sequential Read</b>	530 MB/s	<b>Sequential Write</b>	500 MB/s	<b>Random Read</b>	95K IOPS	<b>Random Write</b>	83K IOPS
<b>Sequential Read</b>	530 MB/s									
<b>Sequential Write</b>	500 MB/s									
<b>Random Read</b>	95K IOPS									
<b>Random Write</b>	83K IOPS									
<b>HP 512GB SATA SED SSD</b>	<b>Capacity</b>	512GB								
	<b>Protocol</b>	SATA								
	<b>Form Factor</b>	2.5"								
	<b>Controller</b>	AHCI								
	<b>NAND Type</b>	3D TLC								
	<b>Endurance</b>	388TBW (TB Written)								
	<b>Reliability (MTTF)</b>	1.5M hours								
	<b>Physical Size (Height)</b>	0.28 in; 0.7 cm								
	<b>Physical Size (Width)</b>	2.5 in; 6.36 cm								
	<b>Interface</b>	SATA 6Gb/s								
	<b>Synchronous Transfer Rate (Maximum)</b>	Up to 600MB/s								
	<b>Operating Temperature</b>	32° to 158° F (0° to 70° C)								
	<b>Performance</b>	<table border="0"> <tr> <td><b>Sequential Read</b></td> <td>530 MB/s</td> </tr> <tr> <td><b>Sequential Write</b></td> <td>500 MB/s</td> </tr> <tr> <td><b>Random Read</b></td> <td>95K IOPS</td> </tr> <tr> <td><b>Random Write</b></td> <td>83K IOPS</td> </tr> </table>	<b>Sequential Read</b>	530 MB/s	<b>Sequential Write</b>	500 MB/s	<b>Random Read</b>	95K IOPS	<b>Random Write</b>	83K IOPS
<b>Sequential Read</b>	530 MB/s									
<b>Sequential Write</b>	500 MB/s									
<b>Random Read</b>	95K IOPS									
<b>Random Write</b>	83K IOPS									
	<b>Self-Encrypting Drive Support</b>	OPAL 1 and 2								
<b>HP 1TB SATA 6Gb/s SSD</b>	<b>Capacity</b>	1TB								
	<b>Protocol</b>	SATA								
	<b>Form Factor</b>	2.5"								
	<b>Controller</b>	AHCI								
	<b>NAND Type</b>	3D TLC								
	<b>Endurance</b>	400TBW (TB Written)								
	<b>Reliability (MTTF)</b>	1.5M hours								
	<b>Physical Size (Height)</b>	0.28 in; 0.7 cm								
	<b>Physical Size (Width)</b>	2.5 in; 6.36 cm								
	<b>Interface</b>	SATA 6Gb/s								
	<b>Synchronous Transfer Rate (Maximum)</b>	Up to 550MB/s (Sequential Read)								
	<b>Operating Temperature</b>	32° to 158° F (0° to 70° C)								
	<b>Performance</b>	<table border="0"> <tr> <td><b>Sequential Read</b></td> <td>530 MB/s</td> </tr> <tr> <td><b>Sequential Write</b></td> <td>500 MB/s</td> </tr> <tr> <td><b>Random Read</b></td> <td>95K IOPS</td> </tr> <tr> <td><b>Random Write</b></td> <td>83K IOPS</td> </tr> </table>	<b>Sequential Read</b>	530 MB/s	<b>Sequential Write</b>	500 MB/s	<b>Random Read</b>	95K IOPS	<b>Random Write</b>	83K IOPS
<b>Sequential Read</b>	530 MB/s									
<b>Sequential Write</b>	500 MB/s									
<b>Random Read</b>	95K IOPS									
<b>Random Write</b>	83K IOPS									

### Technical Specifications - Hard Drives

<b>HP 2TB SATA 6Gb/s SSD</b>	<b>Capacity</b>	2TB	
	<b>Protocol</b>	SATA	
	<b>Form Factor</b>	2.5"	
	<b>Controller</b>	AHCI	
	<b>NAND Type</b>	3D TLC	
	<b>Endurance</b>	400TBW (TB Written)	
	<b>Reliability (MTTF)</b>	1.5M hours	
	<b>Physical Size (Height)</b>	0.28 in; 0.7 cm	
	<b>Physical Size (Width)</b>	2.5 in; 6.36 cm	
	<b>Interface</b>	SATA 6Gb/s	
	<b>Synchronous Transfer Rate (Maximum)</b>	Up to 550MB/s (Sequential Read)	
	<b>Operating Temperature</b>	32° to 158° F (0° to 70° C)	
	<b>Performance</b>	<b>Sequential Read</b>	530 MB/s
		<b>Sequential Write</b>	500 MB/s
<b>Random Read</b>		95K IOPS	
<b>Random Write</b>		83K IOPS	

<b>HP Enterprise Class 240GB SATA SSD</b>	<b>Capacity</b>	240GB	
	<b>Protocol</b>	SATA	
	<b>Form Factor</b>	2.5"	
	<b>Controller</b>	AHCI	
	<b>NAND Type</b>	3D TLC	
	<b>Endurance</b>	2,200TBW (TB Written)	
	<b>Reliability (MTTF)</b>	2.0M hours	
	<b>Physical Size (Height)</b>	0.28 in; 0.7 cm	
	<b>Physical Size (Width)</b>	2.5 in; 6.36 cm	
	<b>Interface</b>	6Gb/s SATA	
	<b>Synchronous Transfer Rate (Maximum)</b>	Up to 600MB/s	
	<b>Operating Temperature</b>	32° to 158° F (0° to 70° C)	
	<b>Performance</b>	<b>Sequential Read</b>	540 MB/s
		<b>Sequential Write</b>	310 MB/s
<b>Random Read</b>		93K IOPS	
<b>Random Write</b>		48K IOPS	
<b>Enterprise Class Features</b>	High Endurance NAND Power Loss Protection End-to-End Data Protection		

<b>HP Enterprise Class 480GB SATA SSD</b>	<b>Capacity</b>	480GB
	<b>Protocol</b>	SATA
	<b>Form Factor</b>	2.5"
	<b>Controller</b>	AHCI
	<b>NAND Type</b>	3D TLC
	<b>Endurance</b>	4,400TBW (TB Written)
	<b>Reliability (MTTF)</b>	2.0M hours
	<b>Physical Size (Height)</b>	0.28 in; 0.7 cm



### Technical Specifications - Hard Drives

<b>Physical Size (Width)</b>	2.5 in; 6.36 cm	
<b>Interface</b>	6Gb/s SATA	
<b>Synchronous Transfer Rate (Maximum)</b>	Up to 600MB/s	
<b>Operating Temperature</b>	32° to 158° F (0° to 70° C)	
<b>Performance</b>	<b>Sequential Read</b>	540 MB/s
	<b>Sequential Write</b>	460 MB/s
	<b>Random Read</b>	93K IOPS
	<b>Random Write</b>	74K IOPS
<b>Enterprise Class Features</b>	High Endurance NAND Power Loss Protection End-to-End Data Protection	

#### PCIe SSDs for HP Workstations

##### HP Z Turbo Drive G2 256GB SSD

<b>Capacity</b>	256GB	
<b>Protocol</b>	PCIe	
<b>Form Factor</b>	M.2	
<b>Controller</b>	NVMe	
<b>NAND Type</b>	MLC	
<b>Endurance</b>	150TB	
<b>Reliability (MTBF)</b>	1.5M hours	
<b>Interface</b>	PCI Express 3.0 x4 electrical x4 physical	
<b>Operating Temperature</b>	32° to 158° F (0° to 70° C)	
<b>Performance</b>	<b>Sequential Read</b>	2800 MB/s
	<b>Sequential Write</b>	1100 MB/s
	<b>Random Read</b>	250K IOPS
	<b>Random Write</b>	180K IOPS

##### HP Z Turbo Drive G2 512GB SSD

<b>Capacity</b>	512GB	
<b>Protocol</b>	PCIe	
<b>Form Factor</b>	M.2	
<b>Controller</b>	NVMe	
<b>NAND Type</b>	3D MLC	
<b>Endurance</b>	300TB	
<b>Reliability (MTBF)</b>	1.5M hours	
<b>Interface</b>	PCI Express 3.0 x4 electrical x4 physical	
<b>Operating Temperature</b>	32° to 158° F (0° to 70° C)	
<b>Performance</b>	<b>Sequential Read</b>	2800 MB/s
	<b>Sequential Write</b>	1600 MB/s
	<b>Random Read</b>	260K IOPS
	<b>Random Write</b>	260K IOPS

##### HP Z Turbo Drive G2 1TB SSD

<b>Capacity</b>	1TB	
<b>Protocol</b>	PCIe	
<b>Form Factor</b>	M.2	
<b>Controller</b>	NVMe	

### Technical Specifications - Hard Drives

<b>NAND Type</b>	3D MLC	
<b>Endurance</b>	600TB	
<b>Reliability (MTTF)</b>	1.5M hours	
<b>Interface</b>	PCI Express 3.0 x4 electrical x4 physical	
<b>Operating Temperature</b>	32° to 158° F (0° to 70° C)	
<b>Performance</b>	<b>Sequential Read</b>	3000 MB/s
	<b>Sequential Write</b>	1700 MB/s
	<b>Random Read</b>	360K IOPS
	<b>Random Write</b>	330K IOPS

### Technical Specifications - Hard Drives

<b>HP Z Turbo Drive Quad Pro 2x256GB PCIe SSD</b>	<b>Capacity</b>	512GB
	<b>Protocol</b>	PCIe
	<b>Form Factor</b>	PCIe Card, Full Height PCIe Slot
	<b>Controller</b>	NVMe
	<b>NAND Type</b>	MLC
	<b>Endurance</b>	150TB
	<b>Reliability (MTBF)</b>	1.5M hours
	<b>Interface</b>	PCIe Gen3 x4 architecture
	<b>Operating Temperature</b>	32° to 158° F (0° to 70° C)
	<b>Performance</b>	<b>Sequential Read</b> 2800 MB/s
		<b>Sequential Write</b> 1100 MB/s
		<b>Random Read</b> 250K IOPS
		<b>Random Write</b> 180K IOPS
<b>HP Z Turbo Drive Quad Pro 2x512GB PCIe SSD</b>	<b>Capacity</b>	1TB
	<b>Protocol</b>	PCIe
	<b>Form Factor</b>	PCIe Card, Full Height PCIe Slot
	<b>Controller</b>	NVMe
	<b>NAND Type</b>	3D MLC
	<b>Endurance</b>	300TB
	<b>Reliability (MTBF)</b>	1.5M hours
	<b>Interface</b>	PCIe Gen3 x4 architecture
	<b>Operating Temperature</b>	32° to 158° F (0° to 70° C)
	<b>Performance</b>	<b>Sequential Read</b> 2800 MB/s
		<b>Sequential Write</b> 1600 MB/s
		<b>Random Read</b> 260 K IOPS
		<b>Random Write</b> 260K IOPS
<b>HP Z Turbo Drive Quad Pro 2x1TB PCIe SSD</b>	<b>Capacity</b>	2TB
	<b>Protocol</b>	PCIe
	<b>Form Factor</b>	PCIe Card, Full Height PCIe Slot
	<b>Controller</b>	NVMe
	<b>NAND Type</b>	3D MLC
	<b>Endurance</b>	600TB
	<b>Interface</b>	PCI Express 3.0 x4 electrical x4 physical
	<b>Operating Temperature</b>	32° to 158° F (0° to 70° C)
	<b>Performance</b>	<b>Sequential Read</b> 3000 MB/s
		<b>Sequential Write</b> 1700 MB/s
		<b>Random Read</b> 360 K IOPS
		<b>Random Write</b> 330K IOPS
	<b>HP Z Turbo Drive G2 256GB SED SSD</b>	<b>Capacity</b>
<b>Protocol</b>		PCIe

### Technical Specifications - Hard Drives

	<b>Form Factor</b>	M.2								
	<b>Controller</b>	NVMe								
	<b>NAND Type</b>	MLC								
	<b>Endurance</b>	150TBW (TB Written)								
	<b>Reliability (MTBF)</b>	1.5M hours								
	<b>Interface</b>	PCI Express 3.0 x4 electrical x4 physical								
	<b>Operating Temperature</b>	32° to 158° F (0° to 70° C)								
	<b>Performance</b>	<table border="0"> <tr> <td><b>Sequential Read</b></td> <td>2800 MB/s</td> </tr> <tr> <td><b>Sequential Write</b></td> <td>1100 MB/s</td> </tr> <tr> <td><b>Random Read</b></td> <td>250K IOPS</td> </tr> <tr> <td><b>Random Write</b></td> <td>180K IOPS</td> </tr> </table>	<b>Sequential Read</b>	2800 MB/s	<b>Sequential Write</b>	1100 MB/s	<b>Random Read</b>	250K IOPS	<b>Random Write</b>	180K IOPS
<b>Sequential Read</b>	2800 MB/s									
<b>Sequential Write</b>	1100 MB/s									
<b>Random Read</b>	250K IOPS									
<b>Random Write</b>	180K IOPS									
	<b>Self-Encrypting Drive Support</b>	OPAL 2								
<b>HP Z Turbo Drive G2 512GB SED SSD</b>	<b>Capacity</b>	512GB								
	<b>Protocol</b>	PCIe								
	<b>Form Factor</b>	M.2								
	<b>Controller</b>	NVMe								
	<b>NAND Type</b>	MLC								
	<b>Endurance</b>	300TBW (TB Written)								
	<b>Reliability (MTBF)</b>	1.5M hours								
	<b>Interface</b>	PCI Express 3.0 x4 electrical x4 physical								
	<b>Operating Temperature</b>	32° to 158° F (0° to 70° C)								
	<b>Performance</b>	<table border="0"> <tr> <td><b>Sequential Read</b></td> <td>2800 MB/s</td> </tr> <tr> <td><b>Sequential Write</b></td> <td>1600 MB/s</td> </tr> <tr> <td><b>Random Read</b></td> <td>260K IOPS</td> </tr> <tr> <td><b>Random Write</b></td> <td>260K IOPS</td> </tr> </table>	<b>Sequential Read</b>	2800 MB/s	<b>Sequential Write</b>	1600 MB/s	<b>Random Read</b>	260K IOPS	<b>Random Write</b>	260K IOPS
<b>Sequential Read</b>	2800 MB/s									
<b>Sequential Write</b>	1600 MB/s									
<b>Random Read</b>	260K IOPS									
<b>Random Write</b>	260K IOPS									
	<b>Self-Encrypting Drive Support</b>	OPAL 2								
<b>HP Z Turbo Drive Quad Pro 2x1TB PCIe SSD</b>	<b>Capacity</b>	2TB								
	<b>Protocol</b>	PCIe								
	<b>Form Factor</b>	PCIe Card, Full Height PCIe Slot								
	<b>Controller</b>	NVMe								
	<b>NAND Type</b>	3D MLC								
	<b>Endurance</b>	600TB								
	<b>Interface</b>	PCI Express 3.0 x4 electrical x4 physical								
	<b>Operating Temperature</b>	32° to 158° F (0° to 70° C)								
	<b>Performance</b>	<table border="0"> <tr> <td><b>Sequential Read</b></td> <td>3000 MB/s</td> </tr> <tr> <td><b>Sequential Write</b></td> <td>1700 MB/s</td> </tr> <tr> <td><b>Random Read</b></td> <td>360K IOPS</td> </tr> <tr> <td><b>Random Write</b></td> <td>330K IOPS</td> </tr> </table>	<b>Sequential Read</b>	3000 MB/s	<b>Sequential Write</b>	1700 MB/s	<b>Random Read</b>	360K IOPS	<b>Random Write</b>	330K IOPS
<b>Sequential Read</b>	3000 MB/s									
<b>Sequential Write</b>	1700 MB/s									
<b>Random Read</b>	360K IOPS									
<b>Random Write</b>	330K IOPS									
<b>HP Z Turbo Drive G2 256GB TLC SSD</b>	<b>Capacity</b>	256GB								
	<b>Protocol</b>	PCIe								
	<b>Form Factor</b>	M.2								

### Technical Specifications - Hard Drives

	<b>Controller</b>	NVMe
	<b>NAND Type</b>	3D TLC
	<b>Endurance</b>	75TBW (TB Written)
	<b>Reliability (MTBF)</b>	1.5M hours
	<b>Interface</b>	PCI Express 3.0 x4 electrical x4 physical
	<b>Operating Temperature</b>	32° to 158° F (0° to 70° C)
	<b>Performance</b>	<b>Sequential Read</b> 2800 MB/s <b>Sequential Write</b> 320 MB/s (1100 MB/s max/Turbo) <b>Random Read</b> 250K IOPS <b>Random Write</b> 180K IOPS
<b>HP Z Turbo Drive G2 512GB TLC SSD</b>	<b>Capacity</b>	512GB
	<b>Protocol</b>	PCIe
	<b>Form Factor</b>	M.2
	<b>Controller</b>	NVMe
	<b>NAND Type</b>	3D TLC
	<b>Endurance</b>	150TBW (TB Written)
	<b>Reliability (MTBF)</b>	1.5M hours
	<b>Interface</b>	PCI Express 3.0 x4 electrical x4 physical
	<b>Operating Temperature</b>	32° to 158° F (0° to 70° C)
	<b>Performance</b>	<b>Sequential Read</b> 2800 MB/s <b>Sequential Write</b> 660 MB/s (1600 MB/s max/Turbo) <b>Random Read</b> 260K IOPS <b>Random Write</b> 260K IOPS
<b>HP Z Turbo Drive G2 1TB TLC SSD</b>	<b>Capacity</b>	1TB
	<b>Protocol</b>	PCIe
	<b>Form Factor</b>	M.2
	<b>Controller</b>	NVMe
	<b>NAND Type</b>	3D TLC
	<b>Endurance</b>	300TBW (TB Written)
	<b>Reliability (MTBF)</b>	1.5M hours
	<b>Interface</b>	PCI Express 3.0 x4 electrical x4 physical
	<b>Operating Temperature</b>	32° to 158° F (0° to 70° C)
	<b>Performance</b>	<b>Sequential Read</b> 3000 MB/s <b>Sequential Write</b> 1150 MB/s (1700 MB/s max/Turbo) <b>Random Read</b> 360K IOPS <b>Random Write</b> 330K IOPS
<b>HP Z Turbo Drive Quad Pro 256GB SSD module</b>	<b>Capacity</b>	256GB (one M.2 PCIe NVMe module)
	<b>Interface</b>	PCI Express 3.0 x4 electrical x4 physical
	<b>Operating Temperature</b>	32° to 158° F (0° to 70° C)

### Technical Specifications - Hard Drives

<b>HP Z Turbo Drive Quad Pro 512GB SSD module</b>	<b>Capacity</b>	512GB (one M.2 PCIe NVMe module)
	<b>Interface</b>	PCI Express 3.0 x4 electrical x4 physical
	<b>Operating Temperature</b>	32° to 158° F (0° to 70° C)
<b>HP Z Turbo Drive Quad Pro 1TB SSD module</b>	<b>Capacity</b>	1TB (one M.2 PCIe NVMe module)
	<b>Interface</b>	PCI Express 3.0 x4 electrical x4 physical
	<b>Operating Temperature</b>	32° to 158° F (0° to 70° C)

---

### Technical Specifications - Hard Drive Controllers

#### HARD DRIVE CONTROLLERS

<b>Microsemi SmartHBA2100-4i4e SAS Controller</b>	<b>PCI Bus</b>	8 lanes, PCI Express 3.0	
	<b>RAID Levels</b>	Offers Integrated RAID (0, 1, and 10)	
	<b>PCI Data Burst Transfer Rate</b>	Half Duplex x8, PCIe, 8000 MB/s	
	<b>SAS Bandwidth</b>	<b>Half Duplex</b>	1200 MB/s per lane
	<b>PCI Card Type</b>	3.3V Add-in Card	
	<b>PCI Voltage</b>	12 V $\pm$ 10%	
	<b>PCI Power</b>	9.8W typical, Airflow min 200 LFM	
	<b>Bracket</b>	Full height and low profile	
	<b>Certification Level</b>	PCI Express 3.0 compliant	
	<b>SAS Processor</b>	Microsemi SmartIOc 2100 SAS IO Controller	
	<b>Internal Connectors</b>	One x4 internal mini-SASHD (SFF-8643)	
	<b>External Connectors</b>	One x4 external mini-SASHD (SFF-8644)	
	<b>Maximum Number of SCSI Devices</b>	256 Non-RAID SAS/SATA devices	
	<b>LED Indicators</b>	Connector for Drive Activity Light	

### Technical Specifications - Graphics

#### GRAPHICS

<b>NVIDIA® Quadro® P400 1<sup>st</sup> GFX 2GB Graphics</b>	<b>Form Factor</b>	Dimensions: 2.713” H x 5.7” L Single Slot, Low Profile Cooling: Active Weight: 129 grams
	<b>Graphics Controller</b>	NVIDIA® Quadro® P400 Graphics Card GP107-825 GPU 256 NVIDIA® CUDA® cores Max Power: 30 Watts
	<b>Bus Type</b>	PCI Express 3.0 x16
	<b>Memory</b>	Size: 2 GB GDDR5, 2000 MHz Memory Interface: 64-bit Memory Bandwidth: 32 GB/s
	<b>Connectors</b>	3mDP Outputs
	<b>Maximum Resolution</b>	DisplayPort™ 1.4: - up to 3x 5120 x 2880 x 24 bpp @ 60Hz - supports Multi-Stream Transport (MST)
	<b>Image Quality Features</b>	10-bit internal display processing pipeline 10-bit scan-out support
	<b>Display Output</b>	3 mDP Connectors
	<b>Shading Architecture</b>	Full Microsoft DirectX® 12 Shader Model 5.1
	<b>Supported Graphics APIs</b>	OpenGL® 4.5 DirectX® 12 Vulkan™ 1.0 API support includes: CUDA C, CUDA C++, DirectCompute , OpenCL™
	<b>Available Graphics Drivers</b>	Microsoft Windows 10 Microsoft Windows 8.1 Microsoft Windows 7 Linux®
		HP qualified drivers may be preloaded or available from the HP support Web site: <a href="http://welcome.hp.com/country/us/en/support.html">http://welcome.hp.com/country/us/en/support.html</a>

#### Notes

---

<b>NVIDIA® Quadro® P600 1<sup>st</sup> GFX 2GB Graphics</b>	<b>Form Factor</b>	Dimensions: 2.713” H x 5.7” L Single Slot, Low Profile Cooling: Active Weight: 129 grams
	<b>Graphics Controller</b>	NVIDIA® Quadro® P600 Graphics Card GP107-850 GPU 384 NVIDIA® CUDA® cores Max Power: 40 Watts
	<b>Bus Type</b>	PCI Express 3.0 x16



### Technical Specifications - Graphics

<b>Memory</b>	Size: 2 GB GDDR5, 2000 MHz Memory Interface: 128-bit Memory Bandwidth: 64 GB/s
<b>Connectors</b>	4mDP Outputs
<b>Maximum Resolution</b>	DisplayPort™ 1.4: - up to 4x 5120 x 2880 x 24 bpp @ 60Hz - supports Multi-Stream Transport (MST)
<b>Image Quality Features</b>	10-bit internal display processing pipeline 10-bit scan-out support
<b>Display Output</b>	4 mDP Connectors
<b>Shading Architecture</b>	Full Microsoft DirectX® 12 Shader Model 5.1
<b>Supported Graphics APIs</b>	OpenGL® 4.5 DirectX® 12 Vulkan™ 1.0 API support includes: CUDA C, CUDA C++, DirectCompute , OpenCL™
<b>Available Graphics Drivers</b>	Microsoft Windows 10 Microsoft Windows 8.1 Microsoft Windows 7 Linux®

HP qualified drivers may be preloaded or available from the HP support Web site:

<http://welcome.hp.com/country/us/en/support.html>

#### Notes

#### AMD FirePro™ W2100 2GB Graphics

<b>Form Factor</b>	Low Profile, half length (full-height bracket included)
<b>Graphics Controller</b>	AMD FirePro™ W2100 professional graphics based on Oland GPU. GPU: 320 Stream Processors organized into 5 Compute Units GPU Frequency: 630Mhz Power: 26W Cooling: Active
<b>Bus Type</b>	PCI Express® x8, Generation 3.0
<b>Memory</b>	2GB DDR3 memory Memory Bandwidth: up to 28.8 GB/s Memory Width: 128 bit
<b>Connectors</b>	2x Display Port™ 1.2 connectors  Factory Configured: No video cable adapter included After market option kit: No video cable adapter included  Additional DisplayPort™-to-VGA or DisplayPort™-to-DVI adapters are available as Factory Configuration or Option Kit accessories.
<b>Maximum Resolution</b>	DisplayPort™ 1.2: - up to 4096x2160 x 24 bpp @ 60Hz

### Technical Specifications - Graphics

Dual Link DVI(I) (requires adapter cable):  
- up to 2560 x 1600 x 32 bpp @ 60Hz

Single Link-DVI(I)(requires adapter cable):  
- up to 1920 x 1200 x 32 bpp @ 60Hz

VGA (requires adapter cable):  
- up to 1920 x 1200 x 32 bpp @ 60Hz

**Image Quality Features** Advanced support for 8-bit, 10-bit, and 16-bit per RGB color component.  
High bandwidth scaler for high quality up and downscaling.

**Display Output** 2 x DisplayPort™ 1.2a  
Maximum number of displays: 2

**Shading Architecture** Shader Model 5.0

**Supported Graphics APIs** OpenCL™ 1.2, DirectX® 11.2/12, OpenGL® 4.4  
  
OpenGL® 4.4 support with driver release 14.301.xxx  
OpenCL™ 1.2 conformance expected with drive release 14.301.xxx

**Available Graphics Drivers** Windows10 (64-bit)  
Windows 8.1 (64-bit)  
Windows 7 (64-bit)  
Linux®  
  
HP qualified drivers may be preloaded or available from the HP support Web site:  
<http://welcome.hp.com/country/us/en/support.html>

**Notes** Depending on the card model, native DisplayPort™ connectors and/or certified DisplayPort™ active or passive adapters to convert your monitor's native input to your card's DisplayPort™ or Mini-DisplayPort™ connector(s) may be required. See [www.amd.com/FirePro](http://www.amd.com/FirePro)™ for details.

<b>NVIDIA® Quadro® P1000 1st GFX 4GB Graphics</b>	<b>Form Factor</b>	Dimensions: 2.713" H x 5.7" L Single Slot, Low Profile Cooling: Active Weight: 129 grams
	<b>Graphics Controller</b>	NVIDIA® Quadro® P1000 Graphics Card GP107-860 GPU 640 NVIDIA® CUDA® cores Max Power: 47 Watts
	<b>Bus Type</b>	PCI Express 3.0 x16
	<b>Memory</b>	Size: 4 GB GDDR5, 2500 MHz Memory Interface: 128-bit memory interface Memory Bandwidth: 80 GB/s memory bandwidth
	<b>Connectors</b>	4mDP Outputs
	<b>Maximum Resolution</b>	DisplayPort™ 1.4:

### Technical Specifications - Graphics

	- up to 4x 5120 x 2880 x 24 bpp @ 60Hz - supports Multi-Stream Transport (MST)
<b>Image Quality Features</b>	10-bit internal display processing pipeline 10-bit scan-out support
<b>Display Output</b>	4 mDP Connectors
<b>Shading Architecture</b>	Full Microsoft DirectX® 12 Shader Model 5.1
<b>Supported Graphics APIs</b>	OpenGL® 4.5 DirectX® 12 Vulkan™ 1.0 API support includes: CUDA C, CUDA C++, DirectCompute , OpenCL™
<b>Available Graphics Drivers</b>	Microsoft Windows 10 Microsoft Windows 8.1 Microsoft Windows 7 Linux®
	HP qualified drivers may be preloaded or available from the HP support Web site: <a href="http://welcome.hp.com/country/us/en/support.html">http://welcome.hp.com/country/us/en/support.html</a>

#### Notes

<b>NVIDIA® Quadro® P2000 1<sup>st</sup> GFX 5GB Graphics</b>	<b>Form Factor</b>	Dimensions: 4.4”Hx7.9”L Single Slot Cooling: Active Weight: 260 grams
	<b>Graphics Controller</b>	NVIDIA® Quadro® P2000 Graphics Card Power: 75 Watts
	<b>Bus Type</b>	PCI Express 3.0 x16
	<b>Memory</b>	Size: 5GB GDDR5 Memory Bandwidth: 140 GB/s Memory Width: 160-bit
	<b>Connectors</b>	4x DisplayPort™ 1.4
		Factory Configured Option: No adapter included with card After Market Option: No video cable adapter included
	<b>Maximum Resolution</b>	Additional DVI to VGA, DisplayPort™ to VGA, DisplayPort™ to DVI, and DisplayPort™ to Dual-Link DVI adapters available as accessories. DisplayPort™: - up to 5120 x 2880 x 24 bpp @ 60Hz - supports High Bit Rate 2 (HBR2) and Multi-Stream Transport (MST) DP 1.3 & 1.4 ready.  DL-DVI(I) output: - up to 2560 x 1600 x 32 bpp @ 60 Hz  Single Link-DVI(I) output: - up to 1920 x 1200 x 32 bpp @ 60Hz  HDMI 2.0 (requires DP to HDMI adapter): 5120 x 2880 x 24 bpp @ 60Hz

### Technical Specifications - Graphics

<b>Image Quality Features</b>	12-bit internal display pipeline (hardware support for 12-bit scanout on supported panels, applications and connection)
<b>Display Output</b>	<p>Stereoscopic 3D display support including NVIDIA® 3D Vision™ technology, NVIDIA® Mosaic and nView.</p> <p>Maximum number of displays - 4 direct attached monitors</p> <p>Maximum number of monitors across all available Quadro P2000 outputs is 4.</p>
<b>Shading Architecture</b>	Shader Model 5.1
<b>Supported Graphics APIs</b>	OpenGL® 4.5 DirectX® 12
<b>Available Graphics Drivers</b>	<p>API support includes: CUDA C, CUDA C++, DirectCompute 5.0, OpenCL™, Java, Python, and Fortran software</p> <p>Microsoft Windows 10 Microsoft Windows 7 Professional 64bit Linux® - Full OpenGL® implementation, complete with NVIDIA® and ARB extensions</p> <p>HP qualified drivers may be preloaded or available from the HP support Web site: <a href="http://welcome.hp.com/country/us/en/support.html">http://welcome.hp.com/country/us/en/support.html</a></p>
<b>Notes</b>	

#### Radeon™ Pro WX 3100 4GB Graphics

<b>Form Factor</b>	Low-Profile Single Slot (6.6" Length)
<b>Graphics Controller</b>	<p>Polaris12 GL</p> <p>GPU: 512 Stream Processors organized into 8 Compute Units</p> <p>Power: 50 Watts</p> <p>Cooling: Active</p>
<b>Memory</b>	<p>4GB GDDR5 memory</p> <p>Memory Bandwidth: 6 Gbps / 96 GB/s</p> <p>Memory Width: 128 bit</p>
<b>Connectors</b>	<p>2x Mini DisplayPort™ 1.4 plus 1x DisplayPort™ 1.4 – HDR ready connectors with HBR3 and MST support.</p> <p>Factory Configured: No adapters included After market option kit: One mDP-to-DP cable adapters included</p> <p>Additional Mini DisplayPort™-to-DisplayPort™, DisplayPort™-to-VGA or DisplayPort™-to-DVI adapters are available as Factory Configuration or Option Kit accessories.</p>
<b>Maximum Resolution</b>	<p>5K support @ 60Hz</p> <ul style="list-style-type: none"> <li>1x single-cable 5K monitor, or 2x dual-cable 5K monitors</li> </ul> <p>3x 4K support @ 60Hz</p>
<b>Image Quality Features</b>	Advanced support for 8-bit and 10-bit per RGB color component. High bandwidth scaler for high quality up and downscaling

### Technical Specifications - Graphics

**Display Output** 3 full physical DP1.3 HBR3 / DP1.4 HDR outputs  
FreeSync support

**GPU Architecture** Polaris  
**Supported Graphics APIs** DirectX® 12  
OpenGL® 4.5  
OpenCL™ 2.0  
Vulkan™ 1.0

**Available Graphics Drivers** Windows 10 64-bit  
(Windows® 7 64-bit available from AMD)  
Linux® 64-bit (selected Enterprise distributions)

HP qualified drivers may be preloaded or available from the HP support Web site:  
<http://welcome.hp.com/country/us/en/support.html>

- Notes**
1. HDR content requires that the system be configured with a fully HDR-ready content chain, including: graphics card, monitor/TV, graphics driver and application. Video content must be graded in HDR and viewed with an HDR-ready player. Windowed mode content requires operating system support.
  2. AMD PowerTune and AMD ZeroCore Power are technologies offered by certain FirePro™ and Radeon™ Pro products, which are designed to intelligently manage GPU power consumption in response to certain GPU load conditions.
  3. As of September 2016, certified for DisplayPort™ 1.4 HBR3 and ready for DisplayPort™ 1.4 HDR based on independent verification by DisplayPort™ testing authority. HDR content requires that the system be configured with a fully HDR-ready content chain, including: graphics card, monitor/TV, graphics driver and application. Video content must be graded in HDR and viewed with an HDR-ready player. Windowed mode content requires operating system support.

#### Radeon™ Pro WX 4100 4GB Graphics

**Form Factor** Low-Profile Single Slot (6.6" Length)  
**Graphics Controller** Polaris 11 Baffin GL XT  
GPU: 1024 Stream Processors organized into 16 Compute Units  
Power: 50 Watts  
Cooling: Active  
**Memory** 4GB GDDR5 memory  
Memory Bandwidth: 6 Gbps / 96 GB/s  
Memory Width: 128 bit

**Connectors** 4x Mini DisplayPort™ 1.4 – HDR ready connectors with HBR3 and MST support.

Factory Configured: Four mDP-to-DP cable adapters included  
After market option kit: Four mDP-to-DP cable adapters included

Additional DisplayPort™-to-VGA or DisplayPort™-to-DVI adapters are available as Factory Configuration or Option Kit accessories.

### Technical Specifications - Graphics

<b>Maximum Resolution</b>	5K support @ 60Hz <ul style="list-style-type: none"> <li>1x single-cable 5K monitor, or 2x dual-cable 5K monitors</li> </ul> 4x 4K support @ 60Hz
<b>Image Quality Features</b>	Advanced support for 8-bit and 10-bit per RGB color component. High bandwidth scaler for high quality up and downscaling
<b>Display Output</b>	4 full physical DP1.3 HBR3 / DP1.4 HDR outputs FreeSync support
<b>GPU Architecture</b>	GCN 4th Generation
<b>Supported Graphics APIs</b>	DirectX®12 OpenGL® 4.5 OpenCL™ 2.0 Vulkan™ 1.0
<b>Available Graphics Drivers</b>	Windows 10 64-bit Windows® 7 64-bit Linux® 64-bit (selected Enterprise distributions)
	HP qualified drivers may be preloaded or available from the HP support Web site: <a href="http://welcome.hp.com/country/us/en/support.html">http://welcome.hp.com/country/us/en/support.html</a>

<b>Notes</b>	<ol style="list-style-type: none"> <li>HDR content requires that the system be configured with a fully HDR-ready content chain, including: graphics card, monitor/TV, graphics driver and application. Video content must be graded in HDR and viewed with an HDR-ready player. Windowed mode content requires operating system support.</li> <li>AMD PowerTune and AMD ZeroCore Power are technologies offered by certain FirePro™ and Radeon™ Pro products, which are designed to intelligently manage GPU power consumption in response to certain GPU load conditions.</li> <li>As of September 2016, certified for DisplayPort™ 1.4 HBR3 and ready for DisplayPort™ 1.4 HDR based on independent verification by DisplayPort™ testing authority. HDR content requires that the system be configured with a fully HDR-ready content chain, including: graphics card, monitor/TV, graphics driver and application. Video content must be graded in HDR and viewed with an HDR-ready player. Windows mode content requires operating system support.</li> </ol>
--------------	---

<b>NVIDIA® Quadro® P4000 1st GFX 8GB Graphics</b>	<b>Form Factor</b>	Dimensions: 4.4”H x 9.5”L Single-slot, full-height Weight: 475 grams (without extender)
	<b>Graphics Controller</b>	NVIDIA® Quadro® P4000 Graphics Card GPU: GP104 with 1792 CUDA cores Power: 120 Watts
	<b>Bus Type</b>	PCI Express 3.0 x16
	<b>Memory</b>	Size: 8GB GDDR5 Memory Bandwidth: 243 GB/s Memory Width: 256-bit

### Technical Specifications - Graphics

<b>Connectors</b>	<p>4 x DisplayPort 1.4            3-pin mini-DIN connector via optional bracket            1 x 6-pin auxiliary power connector            4-pin header for stereo signal            SYNC connector for Quadro® Sync II            2 x SLI connectors</p> <p>Factory Configured Option: No video cable adapter included            After Market Option: No video cable adapter included</p> <p>Additional DisplayPort-to-VGA, DisplayPort-to-HDMI, or DisplayPort-to-DVI adapters are available as accessories</p>
<b>Maximum Resolution</b>	<p>Dual-link internal TMDS (DVI 1.0):            - up to 2560 x 1600 x 32 bpp @ 60 Hz</p> <p>Single-link internal TMDS (DVI 1.0):            - up to 1920 x 1200 x 32 bpp @ 60 Hz</p> <p>HDMI™ 2.0b (requires DP to HDMI adapter):            - up to 5120 x 2880 x 24 bpp @ 60Hz</p> <p>DisplayPort:            - up to 4096 x 2160 x 30 bpp @ 60Hz            - up to 2560 x 1600 x 30 bpp @ 120 Hz            - supports High Bit Rate 2 (HBR2) and Multi-Stream Transport (MST)</p> <p>Using two DP outputs, the P4000 can drive one dual DP input display with 5120 x 2880 x 30 bpp @ 60Hz resolution.</p>
<b>Image Quality Features</b>	<p>Advanced support for 8-bit, 10-bit, and 12-bit per RGB color component.            HDCP 2.2 support over DisplayPort, DVI, and HDMI connectors            NVIDIA 3D Vision™ and other 3D stereo technologies            NVIDIA Mosaic and nView</p>
<b>Display Output</b>	<p>Maximum number of displays            - 4 direct attached monitors</p> <p>Maximum number of monitors across all available Quadro P4000 outputs is 4.</p>
<b>Shading Architecture</b> <b>Supported Graphics APIs</b>	<p>Shader Model 5.1</p> <p>OpenGL 4.5            DirectX 12            Vulkan 1.0</p> <p>API support includes:            CUDA C, CUDA C++, DirectCompute 5.0, OpenCL, Java, Python, and Fortran</p>
<b>Available Graphics Drivers</b>	<p>Microsoft Windows 10            Microsoft Windows 7            Linux - Full OpenGL implementation, complete with NVIDIA and ARB extensions</p> <p>HP qualified drivers may be preloaded or available from the HP support Web site:</p>

### Technical Specifications - Graphics

<b>Notes</b>	<p><a href="http://welcome.hp.com/country/us/en/support.html">http://welcome.hp.com/country/us/en/support.html</a></p> <ol style="list-style-type: none"> <li>1. Quadro P4000 offered as Factory Configured Option does not include a video cable adapter. Video cable adapters must be ordered separately.</li> <li>2. Quadro P4000 offered as an After Market Option does not include video cables. Video cable adapters must be ordered separately.</li> </ol>
<hr/>	
<b>NVIDIA® Quadro® P5000 1<sup>st</sup> GFX 16GB Graphics</b>	<p><b>Form Factor</b> Full-Height Dual Slot (4.4" Height x 10.5" Length) Weight: 815 grams / 1.80 lbs</p> <p><b>Graphics Controller</b> Quadro™ P5000 graphics GPU: 2560 NVIDIA® CUDA® Parallel Processing Cores Power: 180 Watts Cooling: Active</p> <p><b>Memory</b> 16GB GDDR5X memory Memory Bandwidth: Up to 288 GB/s Memory Width: 256 bit ECC Memory (disabled by default)</p> <p><b>Connectors</b> DP (x4) with HDR support DL-DVI(D) 3-pin mini-DIN connector SLI connector Quadro Sync connector (compatible with Quadro II Sync) One 8-pin auxiliary power connector</p> <p>Factory configured option: No video cable adapter included with card. After market option Kit: No video cable adaptor included with card.</p> <p>DVI to VGA, DisplayPort™ to VGA, DisplayPort™ to DVI, and DisplayPort™ to Dual-Link DVI adapters available as accessories.</p> <p><b>Maximum Resolution</b> 5K support @ 60Hz 1x single-cable 5K monitor, or 2x dual-cable 5K monitors</p> <p><b>Image Quality Features</b> Advanced support for 8-bit, 10-bit, and 12-bit per RGB color component. HDCP 2.2 support over DisplayPort™, DVI, and HDMI connectors NVIDIA 3D Vision™ and other 3D stereo technologies NVIDIA® Mosaic and nView Desktop Management</p> <p><b>Display Outputs<sup>1</sup></b> 4x DP1.4 HDR outputs (up to 3840x2160 UHD @ 120Hz refresh, or up to 8K at 30Hz)</p>



### Technical Specifications - Graphics

1x Dual-link DVI-D output (up to 2560 x 1600 @ 60 Hz and 1920x1200 @ 120 Hz)

**GPU Architecture** NVIDIA® Pascal™

**Supported Graphics APIs** DirectX®12 , OpenGL® 4.5, OpenCL™ 1.0, Vulkan™ 1.0  
Developer API support includes: CUDA C, CUDA C++, DirectCompute 5.0, OpenCL™, Java, Python, and Fortran

**Available Graphics Drivers** Windows® 10 64-bit  
Windows® 7 64-bit  
Linux® 64-bit

HP qualified drivers may be preloaded or available from the HP support Web site:

<http://welcome.hp.com/country/us/en/support.html>

**Notes** 1- Supports up to a total of 4 displays

**NVIDIA® Quadro®  
P6000 1<sup>st</sup> GFX 24GB  
Graphics**

**Form Factor** Full-Height Dual Slot (4.4" Height x 10.5" Length)  
Weight: 967 grams / 2.14 lbs

**Graphics Controller** NVIDIA® Quadro® P6000 graphics  
GPU: 3840 NVIDIA® CUDA® Parallel Processing Cores  
Power: 250 Watts  
Cooling: Active

**Memory** 24GB GDDR5X memory  
Memory Bandwidth: Up to 432 GB/s  
Memory Width: 384 bit  
ECC Memory (disabled by default)

**Connectors** DP (x4) with HDR support  
DL-DVI(I)  
3-pin mini-DIN connector  
SLI connector  
Quadro Sync connector (compatible with Quadro II Sync)  
One 8-pin auxiliary power connector

Factory configured option: No video cable adapter included with card.

After market option Kit: No video cable adaptor included with card.

DVI to VGA, DisplayPort™ to VGA, DisplayPort™ to DVI, and DisplayPort™ to Dual-Link DVI adapters available as accessories.

### Technical Specifications - Graphics

<b>Maximum Resolution</b>	5K support @ 60Hz 1x single-cable 5K monitor, or 2x dual-cable 5K monitors
<b>Image Quality Features</b>	Advanced support for 8-bit, 10-bit, and 12-bit per RGB color component. HDCP 2.2 support over DisplayPort™, DVI, and HDMI connectors NVIDIA® 3D Vision™ and other 3D stereo technologies NVIDIA® Mosaic and nView
<b>Display Outputs<sup>1</sup></b>	4x DP1.4 HDR outputs (up to 3840x2160 UHD @ 120Hz refresh, or up to 8K at 30Hz) 1x Dual-link DVI-D output (up to 2560 x 1600 @ 60 Hz and 1920x1200 @ 120 Hz)
<b>GPU Architecture</b>	NVIDIA® Pascal™
<b>Supported Graphics APIs</b>	DirectX®12, OpenGL® 4.5, OpenCL™ 1.0, Vulkan™ 1.0 Developer API support includes: CUDA C, CUDA C++, DirectCompute 5.0, OpenCL™, Java, Python, and Fortran
<b>Available Graphics Drivers</b>	Windows® 10 64-bit Windows® 7 64-bit Linux® 64-bit  HP qualified drivers may be preloaded or available from the HP support Web site: <a href="http://welcome.hp.com/country/us/en/support.html">http://welcome.hp.com/country/us/en/support.html</a>
<b>Notes</b>	1- <a href="#">Supports up to a total of 4 displays</a>

<b>Radeon™ Pro WX 7100 8GB Graphics</b>	<b>Form Factor</b>	Full-Height Single Slot (9.5" Length)
	<b>Graphics Controller</b>	Radeon™ Pro WX 7100 graphics GPU: 2304 Stream Processors organized into 36 Compute Units Power: 130 Watts Cooling: Active
	<b>Memory</b>	8GB GDDR5 memory Memory Bandwidth: 7 Gbps / 224 GB/s Memory Width: 256 bit
	<b>Connectors</b>	4x DisplayPort™ 1.4 – HDR ready connectors with HBR3 and MST support.  Factory Configured: No video cable adapter included After market option kit: No video cable adapter included  Additional DisplayPort™-to-VGA or DisplayPort™-to-DVI adapters are available as Factory Configuration or Option Kit accessories.

### Technical Specifications - Graphics

<b>Maximum Resolution</b>	5K support @ 60Hz <ul style="list-style-type: none"><li>1x single-cable 5K monitor, or 2x dual-cable 5K monitors</li></ul>
<b>Image Quality Features</b>	Advanced support for 8-bit, 10-bit, and 16-bit per RGB color component. High bandwidth scaler for high quality up and downscaling
<b>Display Output</b>	4 full physical DP1.3 HBR3 / DP1.4 HDR outputs FreeSync support
<b>GPU Architecture</b>	GCN 4th Generation
<b>Supported Graphics APIs</b>	DirectX® 12 OpenGL® 4.5 OpenCL™ 2.0 Vulkan™ 1.0
<b>Available Graphics Drivers</b>	Windows 10 64-bit Windows® 7 64-bit Linux® 64-bit

HP qualified drivers may be preloaded or available from the HP support Web site:

<http://welcome.hp.com/country/us/en/support.html>

#### Notes

7. HDR content requires that the system be configured with a fully HDR-ready content chain, including: graphics card, monitor/TV, graphics driver and application. Video content must be graded in HDR and viewed with an HDR-ready player. Windowed mode content requires operating system support.
8. Radeon VR Ready Creator Products are select Radeon Pro and AMD FirePro™ GPUs that meet or exceed the Oculus Rift or HTC Vive recommended specifications for video cards/GPUs. Other hardware (including CPU) and system requirements recommended by Oculus Rift or HTC Vive should also be met in order to operate the applicable HMDs as intended. As VR technology, HMDs and other VR hardware and software evolve and/or become available, these criteria may change without notice.
9. AMD PowerTune and AMD ZeroCore Power are technologies offered by certain FirePro™ and Radeon™ Pro products, which are designed to intelligently manage GPU power consumption in response to certain GPU load conditions.
10. As of September 2016, certified for DisplayPort™ 1.4 HBR3 and ready for DisplayPort™ 1.4 HDR based on independent verification by DisplayPort™ testing authority. HDR content requires that the system be configured with a fully HDR-ready content chain, including: graphics card, monitor/TV, graphics driver and application. Video content must be graded in HDR and viewed with an HDR-ready player. Windowed mode content requires operating system support.

### Technical Specifications – Optical and Removable Storage

#### OPTICAL AND REMOVABLE STORAGE

<b>HP 9.5mm Slim DVD Writer</b>	<b>Description</b>	9.5mm height, tray-load	
	<b>Mounting Orientation</b>	Either horizontal or vertical	
	<b>Interface Type</b>	SATA/ATAPI	
	<b>Dimensions (WxHxD)</b>	128 x 9.5 x 127mm	
	<b>Supported Media Types</b>	DVD+R DVD+RW DVD+R DL DVD-R DL DVD-R DVD-RW CD-R CD-RW	
	<b>Disc Capacity</b>	DVD-ROM Full Stroke DVD Full Stroke CD	8.5 GB DL or 4.7 GB standard < 200 ms (seek) < 200 ms (seek)
	<b>Maximum Data Transfer Rates</b>	CD ROM Read  DVD ROM Read	CD-ROM, CD-R Up to 24X CD-RW Up to 24X  DVD+RW Up to 8X DVD-RW Up to 8X DVD+R DL Up to 8X DVD-R DL Up to 8X DVD-ROM Up to 8X DVD-ROM DL Up to 8X DVD+R Up to 8X DVD-R Up to 8X
	<b>Power</b>	Source DC Power Requirements DC Current	SATA DC power receptacle 5 VDC ± 5%-100 mV ripple p-p 5 VDC -< 800 mA typical, <1600 mA maximum
	<b>Operating Environmental (all conditions non-condensing)</b>	Temperature Relative Humidity Maximum Wet Bulb Temperature	41° to 122° F (5° to 50° C) 10% to 80% 84° F (29° C)
	<b>Operating Systems Supported</b>	Windows 10, Windows 7 Professional 64-bit, Windows Vista Business 64*, Windows 2000. Red Hat® Enterprise Linux®(RHEL) WS4**, 5, 6 Desktop/Workstation SUSE Linux® Enterprise Desktop 10 & 11	
<b>Kit Contents</b>	HP SATA DVD Writer drive, installation guide.		

\* No driver is required for this device. Native support is provided by the operating system.

<b>HP 9.5mm Slim DVD-ROM Drive</b>	<b>Description</b>	9.5mm height, tray-load
	<b>Mounting Orientation</b>	Either horizontal or vertical

### Technical Specifications – Optical and Removable Storage

<b>Interface Type</b>	SATA / ATAPI	
<b>Dimensions (WxHxD)</b>	128 x 9.5 x 127mm	
<b>Disc Capacity</b>	DVD-ROM	Single layer: Up to 4.7 GB Double layer: Up to 8.5 GB
<b>Access Times</b>	DVD-ROM Single Layer	< 110 ms (typical)
	CD-ROM Mode 1	< 110 ms (typical)
	Full Stroke DVD	< 230 ms (typical)
	Full Stroke CD	< 220 ms (typical)
<b>Power</b>	Source	SATA DC power receptacle
	DC Power Requirements	5 VDC ± 5%-100 mV ripple p-p
	DC Current	5 VDC – <800mA typical, < 1600 mA maximum
<b>Operating Environmental (all conditions non-condensing)</b>	Temperature	41° to 122° F (5° to 50° C)
	Relative Humidity	10% to 80%
	Maximum Wet Bulb Temperature	84° F (29° C)
<b>Operating Systems Supported</b>	Windows 8.1, Windows 7 Professional 64-bit, Windows Vista Business 64*, Windows 2000. Red Hat® Enterprise Linux®(RHEL) WS4**, 5, 6 Desktop/Workstation SUSE Linux® Enterprise Desktop 10 & 11	
	No driver is required for this device. Native support is provided by the operating system.	
<b>Kit Contents</b>	9.5mm Slim DVD-ROM Drive, 5.25" ODD Bay adapter/carrier, slim SATA data/power cable, installation guide	

#### HP 9.5mm Slim BDXL Blu-Ray Writer

<b>Description</b>	9.5mm height, tray-load	
<b>Mounting Orientation</b>	Either horizontal or vertical	
<b>Interface Type</b>	SATA/ATAPI	
<b>Dimensions (WxHxD)</b>	128 x 9.5 x 127mm	
<b>Supported Media Types</b>	BD-ROM BD-R BD-RE DVD+R DVD+RW DVD+R DL DVD-R DL DVD-R DVD-RW CD-R CD-RW	
<b>Disc Capacity</b>	DVD-ROM	8.5 GB DL or 4.7 GB standard
	Blu-ray	25 GB (single-layer) 50 GB (dual-layer) 100/128 GB (BDXL)
	Full Stroke DVD	< 230 ms (seek)

### Technical Specifications – Optical and Removable Storage

	Full Stroke CD	< 220 ms (seek)
	Blu-ray	< 230 ms (seek) (Full Stroke Blu-ray)
	Startup Time	(Time to drive ready from tray loading)
		BD-ROM (SL/DL) 25S / 28S
		BD-R (SL/DL) 25S / 28S
		BD-RE (SL/DL) 25S / 28S
		DVD-ROM (SL/DL) 18S / 18S
		DVD-R (SL/DL) 25S / 25S
		DVD-RW 25S
		DVD+R (SL/DL) 25S / 25S
		DVD+RW 25S
		CD-ROM 15S
<b>Maximum Data Transfer Rates</b>	CD ROM Read	CD-ROM, CD-R Up to 24X CD-RW Up to 24X
	DVD ROM Read	DVD+RW Up to 8X DVD-RW Up to 8X DVD+R DL Up to 8X DVD-R DL Up to 8X DVD-ROM Up to 8X DVD-ROM DL Up to 8X DVD+R Up to 8X DVD-R Up to 8X
	Blu-ray	BD-ROM Up to 6X BD-ROM DL Up to 6X BD-R Up to 6X BD-R DL Up to 6X BD-R Up to 6X BD-RE SL/DL Up to 6X
<b>Power</b>	Source	SATA DC power receptacle
	DC Power Requirements	5 VDC ± 5%-100 mV ripple p-p
	DC Current	5 VDC -900 mA typical, 2000mA maximum
<b>Operating Environmental (all conditions non-condensing)</b>	Temperature	41° to 122° F (5° to 50° C)
	Relative Humidity	10% to 80%
	Maximum Wet Bulb Temperature	84° F (29° C)
<b>Operating Systems Supported</b>	Windows 8.1, Windows 7 Professional 64-bit, Windows Vista Business 64*, Windows 2000. Red Hat® Enterprise Linux®(RHEL) WS4**, 5, 6 Desktop/Workstation SUSE Linux® Enterprise Desktop 10 & 11	
	No driver is required for this device. Native support is provided by the operating system.	
<b>Kit Contents</b>	9.5mm Slim BDXL Blu-Ray Writer, 5.25" ODD Bay adapter/carrier, slim SATA data/power cable, installation guide	
	As Blu-ray is a new format containing new technologies, certain disc, digital connection, compatibility and/or performance issues may arise, and do not constitute defects in the product. Flawless playback on all systems is not guaranteed. In order for some Blu-ray titles to play, they may	

### Technical Specifications – Optical and Removable Storage

require a DVI or HDMI digital connection and your display may require HDCP support. HD-DVD movies cannot be played on this workstation.

<b>HP DX115 Removable Drive Enclosure</b>	<b>Interface Type</b>	Compatible with SAS or SATA controllers. Offers 6Gb/s performance when used with 6Gb/s HDDs.
	<b>Dimensions (WxHxD)</b>	147.6mm W x 41.1mm H x 205mm D (5.81" W x 1.62" H x 8.08" D)
	<b>Approvals</b>	Frame and Carrier: 1.73 kg (3.8 lbs.) Carrier: 0.45 kg (1 lbs.)
<b>HP SD Card Reader</b>	<b>Description</b>	Supports hardware ECC (Error Correction Code) function Supports hardware CRC (Cyclic Redundancy Check) function Supports SD 4-bit parallel transfer mode
	<b>Interface Type</b>	USB 3.0 High-speed interface
	<b>Dimensions (WxHxD)</b>	1.15 x .9 x .15 in (29.00 x 23.6 x 3.15 mm) Fits conveniently in the Front IO Bay
	<b>Supported Media Types</b>	Secure Digital Card (SD) Secure Digital High Capacity (SDHC) SD Extended Capacity Memory Card (SDXC) SD Ultra High Speed II(SD UHSII)
		These additional media types are supported with a card adapter. Memory Stick Micro (M2) miniSD miniSD High Capacity Micro SD Memory Card (MicroSD) Micro SD High Capacity Memory Card (MicroSDHC)
		<a href="#">Test Parameters/Conditions - Power applied, unit operating on system ±5%</a>
	<b>Operating Systems Supported</b>	Windows 10
		No driver is required for this device. Native support is provided by the operating system.
	<b>Kit Contents</b>	Media card reader
	<b>Approvals</b>	USB-IF, WHQL, Compliant with USB Mass Storage Class Bulk only Transport Specification Rev. 1.0, Compliant Intel® Front Panel I/O Connectivity Design Guide V. 1.3, FCC, CE, BSMI, C-Tick, VCCI, MIC, cUL, TUVT
<b>Weight</b>	0.35 lbs. (0.16 kg)	

### Technical Specifications - Controller Cards

#### CONTROLLER CARDS

<b>HP Thunderbolt-3 Dual Port2 PCIe 1-port I/O Card</b>	<b>Data Transfer Rate</b>	Supports up to 40 Gb/s (40,000 Mb/s)
	<b>Devices Supported</b>	Thunderbolt™, Thunderbolt™ 2 and Thunderbolt™ 3 certified for Windows devices
	<b>Bus Type</b>	PCIe card, full height PCIe slots
	<b>Ports</b>	Two Thunderbolt™ 3 external USB type-C output connectors (Rear) Two full size DisplayPort input connectors (Rear)
	<b>Internal Connectors</b>	One 2x5-Pin header connector
	<b>System Requirements</b>	Genuine Windows 10 Professional 64-bit, available dedicated PCH PCIe slot.
	<b>Temperature - Operating</b>	50° to 131° F (10° to 55° C)
	<b>Temperature - Storage</b>	-22° to 140° F (-30° to 60° C)
	<b>Relative Humidity - Operating</b>	20% to 80%
	<b>Compliances</b>	FCC Part 15B, cULus 60950, CE Mark EN55022B(1995)/EN55024-1998 STD, Taiwan BSMI CNS13438, Korea MIC
	<b>Operating Systems Supported</b>	Genuine Windows 10 Professional 64-bit.
	<b>Kit Contents</b>	HP Thunderbolt™ 3 Dual Port PCIe I/O Card, 2- DisplayPort cables, GPIO (General-Purpose Input/Output) cables, Installation documentation and warranty card.

\*Maximum speed requires DisplayPort™ and PCIe aggregation.



### Technical Specifications - Networking and Communications

#### NETWORKING AND COMMUNICATIONS

<b>Integrated Intel® I219LM</b>	<b>Connector</b>	RJ-45
	<b>Controller</b>	Intel® I219LM
	<b>Data Rates Supported</b>	10/100/1000 Mbps
	<b>Boot ROM Support</b>	PXE, UEFI
	<b>Connect Speed LED Indicators</b>	Link/Activity LED <ul style="list-style-type: none"> <li>• Off = No link</li> <li>• Blinking = Activity</li> </ul> Speed LED <ul style="list-style-type: none"> <li>• Off = 10Mbps</li> <li>• Amber = 100Mbps</li> <li>• Green = 1000Mbps</li> </ul>

**Management Capabilities** Intel® Active Management Technology™ 11

<b>Integrated Intel® X722 for 1GbE</b>	<b>Connector</b>	1 RJ-45
	<b>Controller</b>	Intel® X722 for 1GbE
	<b>Data Rates Supported</b>	1000 Mbps
	<b>Boot ROM Support</b>	PXE, UEFI
	<b>Connect Speed LED Indicators</b>	Link/Activity LED <ul style="list-style-type: none"> <li>• Off = No link</li> <li>• Blinking = Activity</li> </ul> Speed LED <ul style="list-style-type: none"> <li>• Off = No Link</li> <li>• Green = 1000Mbps</li> </ul>

**Management Capabilities** Wake-On-LAN

<b>HP Z Dual 10GbE Network Module</b>	<b>Networking Interface</b>	2 RJ-45
	<b>System Interface</b>	Cabled from Dedicated Rear I/O Slot
	<b>Networking Speeds Supported</b>	1Gbps, 10Gbps
	<b>Cabling (up to 100m)</b>	Cat5e (or higher) for 1Gbps Cat6a (or higher) for 10Gbps
	<b>Power Consumption (active-typical)</b>	5.5W at 1Gbps 11.2W at 10Gbps
	<b>Physical Dimensions</b>	0.875 in x 3 in x 2.75 in
	<b>Connect Speed LED Indicators</b>	Link/Activity LED <ul style="list-style-type: none"> <li>• Off = No link</li> <li>• Blinking = Activity</li> </ul> Speed LED <ul style="list-style-type: none"> <li>• Amber = 1Gbps</li> <li>• Green = 10Gbps</li> </ul>
	<b>Operating Temperature</b>	0 °C to 55 °C (32 °F to 131 °F)

<b>Intel® I210-T1</b>	<b>Networking Interface</b>	1 RJ-45
-----------------------	-----------------------------	---------

### Technical Specifications - Networking and Communications

<b>System Interface</b>	PCI Express 2.1 x1
<b>Networking Speeds Supported</b>	10Mbps, 100Mbps, 1Gbps
<b>Cabling (up to 100m)</b>	Cat3 (or higher) for 10Mbps Cat5 (or higher) for 100Mbps Cat5e (or higher) for 1Gbps
<b>Power Consumption (active-typical)</b>	0.81W
<b>Physical Dimensions</b>	Length: 6.7cm (2.64 inches) (Bracket) Width: 1.8cm (0.709 inches) Full-height end bracket: 12.07cm (4.755 inches) Low-profile end bracket: 8cm (3.15 inches)
<b>Connect Speed LED Indicators</b>	Link/Activity LED <ul style="list-style-type: none"> <li>• Off = No link</li> <li>• Blinking = Activity</li> </ul> Speed LED <ul style="list-style-type: none"> <li>• Off = 10Mbps</li> <li>• Green = 100Mbps</li> <li>• Amber = 1Gbps</li> </ul>
<b>Operating Temperature</b>	0 °C to 55 °C (32 °F to 131 °F)
<b>Hardware Certifications</b>	USA: FCC B, EU: UL CE, Japan: VCCI, Taiwan: BSMI, Australia/New Zealand: CTICK, Korea: KCC, Canada: ICES-003/NMB-003

<b>Intel® I350-T2</b>	<b>Networking Interface</b>	2 RJ-45
	<b>System Interface</b>	PCI Express 2.1 x4
	<b>Networking Speeds Supported</b>	10Mbps, 100Mbps, 1Gbps
	<b>Cabling (up to 100m)</b>	Cat3 (or higher) for 10Mbps Cat5 (or higher) for 100Mbps Cat5e (or higher) for 1Gbps
	<b>Power Consumption (active-typical)</b>	4.4W
	<b>Physical Dimensions</b>	Length: 13.54cm (5.33 inches) Width: 6.89 (2.71 inches) Full-height end bracket: 12.0cm (4.725 inches) Low-profile end bracket: 7.92cm (3.117 inches)
	<b>Connect Speed LED Indicators</b>	Link/Activity LED <ul style="list-style-type: none"> <li>• Off = No link</li> <li>• Blinking = Activity</li> </ul> Speed LED <ul style="list-style-type: none"> <li>• Off = 10Mbps</li> <li>• Green = 100Mbps</li> <li>• Amber = 1Gbps</li> </ul>
	<b>Operating Temperature</b>	0 °C to 55 °C (32 °F to 131 °F)

### Technical Specifications - Networking and Communications

<b>Hardware Certifications</b>	USA: FCC B, EU: UL CE, Japan: VCCI, Taiwan: BSMI, Australia/New Zealand: CTICK, Korea: KCC, Canada: ICES-003/NMB-003
--------------------------------	--

<b>Intel® I350-T4</b>	<b>Networking Interface</b>	4 RJ-45
	<b>System Interface</b>	PCI Express 2.1 x4
	<b>Networking Speeds Supported</b>	10Mbps, 100Mbps, 1Gbps
	<b>Cabling (up to 100m)</b>	Cat3 (or higher) for 10Mbps Cat5 (or higher) for 100Mbps Cat5e (or higher) for 1Gbps
	<b>Power Consumption (active-typical)</b>	5W
	<b>Physical Dimensions</b>	Length: 13.54cm (5.33 inches) Width: 6.89 (2.71 inches) Full-height end bracket: 12.0cm (4.725 inches) Low-profile end bracket: 7.92cm (3.117 inches)
	<b>Connect Speed LED Indicators</b>	Link/Activity LED <ul style="list-style-type: none"> <li>• Off = No link</li> <li>• Blinking = Activity</li> </ul> Speed LED <ul style="list-style-type: none"> <li>• Off = 10Mbps</li> <li>• Green = 100Mbps</li> <li>• Amber = 1Gbps</li> </ul>
	<b>Operating Temperature</b>	0 °C to 55 °C (32 °F to 131 °F)
	<b>Hardware Certifications</b>	USA: FCC B, EU: UL CE, Japan: VCCI, Taiwan: BSMI, Australia/New Zealand: CTICK, Korea: KCC, Canada: ICES-003/NMB-003

<b>Aquantia® AQN-108</b>	<b>Networking Interface</b>	RJ-45
	<b>System Interface</b>	PCI Express 3 x1
	<b>Networking Speeds Supported</b>	100Mbps, 1Gbps, 2.5Gbps, 5Gbps
	<b>Cabling (up to 100m)</b>	Cat5e (or higher) for all speeds
	<b>Power Consumption (active-typical)</b>	3.5W at 5Gbps, 3.0W at 2.5Gbps
	<b>Physical Dimensions</b>	3.72 in x 3.18 in (without bracket)

### Technical Specifications - Networking and Communications

<b>Connect Speed LED Indicators</b>	<p>Link/Activity LED</p> <ul style="list-style-type: none"> <li>• Off = No link</li> <li>• Blinking = Activity</li> </ul> <p>Speed LED</p> <ul style="list-style-type: none"> <li>• Off = No link</li> <li>• Amber = &lt;5Gbps</li> <li>• Green = 5Gbps</li> </ul>
<b>Operating Temperature</b>	0 °C to 55 °C (32 °F to 131 °F)
<b>Hardware Certifications</b>	USA: FCC B, EU: UL CE, Japan: VCCI, Taiwan: BSMI, Australia/New Zealand: CTICK, Korea: KCC, Canada: ICES-003/NMB-003

<b>Intel® X550-T2</b>	<b>Networking Interface</b>	2 x RJ-45
	<b>System Interface</b>	PCI Express 3 x4
	<b>Networking Speeds Supported</b>	100Mbps, 1Gbps, 2.5Gbps, 5Gbps, 10Gbps
	<b>Cabling (up to 100m)</b>	Cat5 (or higher) for 100Mbps Cat5e (or higher) for 1Gbps, 2.5Gbps, or 5Gbps Cat6a (or higher) for 10Gbps
	<b>Power Consumption (active-typical)</b>	3.9W at 100Mbps 5.5W at 1Gbps 11.2W at 10Gbps
	<b>Physical Dimensions</b>	5.2 in x 2.7 in (without bracket)
	<b>Connect Speed LED Indicators</b>	<p>Link/Activity LED</p> <ul style="list-style-type: none"> <li>• Off = No link</li> <li>• Blinking = Activity</li> </ul> <p>Speed LED</p> <ul style="list-style-type: none"> <li>• Off = No link</li> <li>• Amber = &lt;10Gbps</li> <li>• Green = 10Gbps</li> </ul>
<b>Operating Temperature</b>	0 °C to 55 °C (32 °F to 131 °F)	
<b>Hardware Certifications</b>	USA: FCC B, EU: UL CE, Japan: VCCI, Taiwan: BSMI, Australia/New Zealand: CTICK, Korea: KCC, Canada: ICES-003/NMB-003	

<b>Intel® X710-DA2 10GBASE-SR Converged Network Adapter</b>	<b>Networking Interface</b>	2 SFP+ Ports for LC SFP+ Transceivers
	<b>System Interface</b>	PCI Express 3.0 x8
	<b>Networking Speeds Supported</b>	1Gbps, 10Gbps

### Technical Specifications - Networking and Communications

<b>Cabling</b>	LC fiber optic cabling with LC SFP+ Transceivers
<b>Power Consumption (active-typical)</b>	4.3W
<b>Physical Dimensions</b>	6.578 in x 2.703 in
<b>Connect Speed LED Indicators</b>	Link/Activity LED <ul style="list-style-type: none"> <li>• Off = No link</li> <li>• Blinking = Activity</li> </ul> Speed LED <ul style="list-style-type: none"> <li>• Off = 10Mbps</li> <li>• Green = 100Mbps</li> <li>• Amber = 1Gbps</li> </ul>
<b>Operating Temperature</b>	0 °C to 55 °C (32 °F to 131 °F)
<b>Hardware Certifications</b>	USA: FCC B, EU: UL CE, Japan: VCCI, Taiwan: BSMI, Australia/New Zealand: CTICK, Korea: KCC, Canada: ICES-003/NMB-003

**Note:** Windows 7 is NOT supported

#### 10GbE SFP+ SR Transceiver

<b>Connector Type</b>	LC
<b>Cable Type</b>	62.5/125um or 50/125um (core/cladding), graded-index, low metal content, multimode fiber optic, complying with ITU-T G.651 and ISO/IEC 793-2 Type A1b or A1a, respectively.
<b>Cable Length</b>	2-300m
<b>Wavelength</b>	850nm
<b>Form Factor</b>	SFP+
<b>Physical Dimensions</b>	0.47(h) x 0.54(w) x 2.19(d) inches (1.19 x 1.38 x 5.57 cm)
<b>Operating Temperature</b>	0C to 45C (32F to 113F)
<b>Operating Humidity</b>	0% to 85%, noncondensing

#### Intel® 8265 WLAN

<b>Networking Speeds</b>	802.11ac MU-MIMO (up to 867 Mbps) Bluetooth 4.2
<b>IEEE WLAN Standard</b>	IEEE 802.11a/b/g/n/ac, 802.11d, 802.11e, 802.11h, 802.11i, 802.11w; 802.11r, 802.11k, 802.11v pending
<b>Bluetooth</b>	4.2
<b>System Interface</b>	PCI Express 2.1 x1
<b>Antenna</b>	2x2

### Summary of Changes

#### SUMMARY OF CHANGES

<b>Date of change:</b>	<b>Version History:</b>		<b>Description of change:</b>
November 1, 2017	From v1 to v2	Added	HP DisplayPort to HDMI Adapter, HP DisplayPort to VGA Adapter, NVIDIA SLI 3-slot Graphics Connector and NVIDIA Quadro Sync II to Graphics section and Microsemi 3152-8i SAS ROC RAID Controller
		Changed	Graphics, Storage / Hard Drives and Memory sections, changed Front and internal view info on the Overview section, changed Operating Systems section, changed System Board section, Physical Security and Serviceability sections
November 29, 2017	From v2 to v3	Added	Processors, hard drives and graphics to offerings, added Declared Noise Emissions information
January 30, 2018	From v3 to v4	Removed	NVIDIA SLI Graphics Connectors from Graphics Cable Adapters section
March 27, 2018	From v4 to v5	Added	Intel Xeon processors added
April 16, 2018	From v5 to v6	Removed	RAID 5
August 13, 2018	From v6 to v7	Added	Footnote to Networking and Communications section
		Changed	Processors section and Operating Systems section
September 4, 2018	From v7 to v8	Removed	HP IEEE 1394b FireWire PCIe Card

© 2018 HP Development Company, L.P. The information contained herein is subject to change without notice. The only warranties for HP products and services are set forth in the express warranty statements accompanying such products and services. Nothing herein should be construed as constituting an additional warranty. HP shall not be liable for technical or editorial errors or omissions contained herein. Intel, Xeon, and Thunderbolt are trademarks of Intel Corporation in the U.S. and other countries. Microsoft and Windows are U.S. registered trademarks of Microsoft Corporation. Red Hat is a registered trademark of Red Hat, Inc. in the United States and other countries. Firewire is a trademark of Apple Inc. Linux® is the registered trademark of Linus Torvalds in the U.S. and other countries.